

**Circuito de Catalunya
International GT Open
RACE - 1**

Results

28/10/2017

Clas.	Nº	Entrant / Team	Nat.	Driver	Nat.	St.	Driver 2	Nat.	St.	Vehicle	Cat.	Cla.	Laps	Total Time	Km/h.	Gap	Best	Time	Km/h.
1	63	Imperiale Racing	ITA	Giovanni Venturini	ITA	Gold	<u>Marco Mapelli</u>	ITA	Gold	Lamborghini Huracan GT3	PRO	1º	37	1.10'25.810	146.729		21	1'46.838	156.855
2	488	Spirit of Race	CHE	<u>Miguel Ramos</u>	PRT	Silver	Mikkel Mac	DNK	Gold	Ferrari 488 GT3	PRO	2º	37	1.10'26.893	146.691	1"083	18	1'46.707	157.047
3	55	Farnbacher Racing	DEU	<u>Dominik Farnbacher</u>	DEU	Gold	Mario Farnbacher	DEU	Silver	Lexus RC F GT3	PRO	3º	37	1.10'33.285	146.470	7"475	21	1'47.591	155.757
4	65	RACE / BMW Team Teo Martín	ESP	<u>Victor Bouveng</u>	SWE	Silver	Fran Rueda	ESP	Silver	BMW M6 GT3	PRO	4º	37	1.10'35.261	146.401	9"451	18	1'46.575	157.242
5	51	RACE / BMW Team Teo Martín	ESP	<u>Lourenço Beirão da Veiga</u>	PRT	Silver	António Félix da Costa	PRT	Gold	BMW M6 GT3	PRO	5º	37	1.10'36.485	146.359	10"675	21	1'47.581	155.772
6	1	Imperiale Racing	ITA	Thomas Biagi	ITA	Gold	<u>Raffaele Gianmaria</u>	ITA	Gold	Lamborghini Huracan GT3	PRO	6º	37	1.10'38.541	146.288	12"731	7	1'48.649	154.240
7	23	Imperiale Racing	ITA	Vito Postiglione	ITA	Gold	<u>Christian Engelhart</u>	DEU	Gold	Lamborghini Huracan GT3	PRO	7º	37	1.10'40.980	146.204	15"170	7	1'48.269	154.782
8	5	SF Racing	CHN	<u>Fu Songyang</u>	CHN	Bronze	Andrea Caldarelli	ITA	Gold	Ferrari 488 GT3	PROAM	1º	37	1.10'41.412	146.189	15"602	20	1'46.643	157.142
9	88	Garage 59	GBR	<u>Alexander West</u>	SWE	Bronze	Côme Ledogar	FRA	Platinum	McLaren 650 S GT3 2015	PROAM	2º	37	1.10'59.287	145.576	33"477	19	1'47.848	155.386
10	22	Shaun Balfe / Balfe Motorsport	GBR	Shaun Balfe	GBR	Bronze	<u>Rob Bell</u>	GBR	Platinum	McLaren 650 S GT3 2015	PROAM	3º	37	1.10'59.562	145.566	33"752	6	1'48.544	154.390
11	20	SPS Automotive Performance	DEU	Valentin Pierburg	DEU	Bronze	<u>Tom Onslow-Cole</u>	GBR	Gold	Mercedes AMG GT3	PROAM	4º	37	1.11'00.542	145.533	34"732	6	1'47.467	155.937
12	8	AF Corse	ITA	Piergiuseppe Perazzini	ITA	Bronze	<u>Marco Cioci</u>	ITA	Gold	Ferrari 488 GT3	PROAM	5º	37	1.11'02.492	145.466	36"682	5	1'47.710	155.585
13	12	Sports and You	PRT	<u>Marcio Basso</u>	BRA	Bronze	Nonô Figueiredo	BRA	Bronze	Mercedes AMG GT3	AM	1º	37	1.11'04.299	145.404	38"489	21	1'48.576	154.344
14	333	Rinaldi Racing	DEU	<u>Rinat Salikhov</u>	RUS	Bronze	Sergei Borisov	RUS	Bronze	Ferrari 488 GT3	AM	2º	37	1.11'06.717	145.322	40"907	5	1'49.023	153.711
15	24	Garage 59	GBR	Michael Benham	GBR	Bronze	<u>Duncan Tappy</u>	GBR	Gold	McLaren 650 S GT3 2015	PROAM	6º	37	1.11'08.682	145.255	42"872	9	1'49.084	153.625
16	96	Optimum Motorsport	GBR	<u>Bradley Ellis</u>	GBR	Silver	Oliver Wilkinson	GBR	Bronze	Audi R8 LMS	PROAM	7º	37	1.11'11.871	145.147	46"061	10	1'48.682	154.193
17	25	FF Corse	GBR	<u>Ivor Dunbar</u>	GBR	Bronze	Johnny Mowlem	GBR	Gold	Ferrari 488 GT3	PROAM	8º	37	1.11'12.474	145.126	46"664	22	1'48.383	154.619
18	99	Sports and You	PRT	<u>António Coimbra</u>	PRT	Bronze	Luis Silva	PRT	Bronze	Mercedes AMG GT3	AM	3º	37	1.11'15.410	145.027	49"600	20	1'50.016	152.324
19	17	Senkyr Motorsport	CZE	Jakub Knoll	CZE	Silver	<u>Richard Gonda</u>	SVK	Bronze	BMW M6 GT3	PROAM	9º	37	1.11'34.788	144.372	1'08"978	10	1'48.887	153.903
20	21	Konrad Motorsport	DEU	<u>Hendrik Still</u>	DEU	Silver	Paul Scheuschner	DEU	Bronze	Lamborghini Huracan GT3	PROAM	10º	36	1.10'01.890	143.576	1 Lap.	6	1'49.490	153.056
21	16	Drivex School	ESP	<u>Marcelo Hahn</u>	BRA	Bronze	Allam Khodair	BRA	Gold	Mercedes AMG GT3	PROAM	11º	30	59'09.676	141.630	7 Lap.	20	1'48.064	155.075

NOT CLASSIFIED

22	54	Emil Frey Lexus Racing	CHE	<u>Albert Costa</u>	ESP	Gold	Philipp Frommenwiler	CHE	Silver	Lexus RC F GT3	PRO	8º	24	46'06.975	145.355	13 Lap.	3	1'47.723	155.566
23	10	Jordan Racing	GBR	<u>Jordan Witt</u>	GBR	Bronze	Michael Meadows	GBR	Gold	Bentley GT3	PROAM	12º	10	43'54.154	63.619	27 Lap.	4	1'50.023	152.314
24	555	FFF Racing Team by ACM	CHN	Hiroshi Hamaguchi	JPN	Bronze	<u>Vitantonio Luzzi</u>	ITA	Platinum	Lamborghini Huracan GT3	PROAM	13º	1	02'36.906	106.803	36 Lap.		2'36.906	106.803
25	39	Nigel Mustill / Wessex Vehicles	GBR	<u>Craig Dolby</u>	GBR	Gold	Sebastian Morris	GBR	Silver	Lamborghini Gallardo Rex GT3	PRO	9º							37 Lap.

Fastest lap Bouveng - Rueda 1'46.575 157.242 Km/h.

CAR 24 5sec PENALTY ADDED TO RACE TIME FOR CAUSING A COLLISION

CAR 65 5 sec PENALTY ADDED TO RACE TIME FOR MISSING BOLARD AT PIT ENTRY DANGEROUSLY

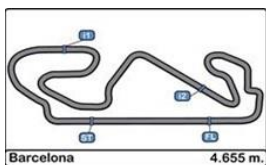
CAR 17 5sec PENALTY ADDED TO RACE TIME: LESS HANDICAP

CAR 8 10sec PENALTY ADDED TO RACE TIME CAUSING A COLLISION

Published at:.....

Track Status **DRY**

Stewards:	Race Director:	Timekeeper:
------------------	-----------------------	------------------------

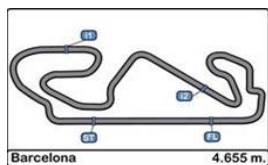


**Circuito de Catalunya
International GT Open
RACE - 1**

Lap Analysis

28/10/2017

Number	1			5			8			10			12		
Lap	Lap Time	Partial	Speed	Lap Time	Partial	Speed	Lap Time	Partial	Speed	Lap Time	Partial	Speed	Lap Time	Partial	Speed
1 ^a - 1	0'37.180	0'37.180	235.295	0'42.008	0'42.008	222.223	0'50.449	0'50.449	226.891	0'39.025	0'39.025	215.569	0'41.058	0'41.058	226.891
1 ^a - 2	1'19.393	0'42.213	Gianmaria	1'27.515	0'45.507	Songyang	1'50.567	1'00.118	Cioci	1'22.446	0'43.421	Witt	1'26.099	0'45.041	Basso
1 ^a - 3	1'55.340	0'35.947		2'06.614	0'39.099		2'46.826	0'56.259	PIT	2'00.318	0'37.872		2'04.955	0'38.856	
2 ^a - 1	0'30.961	0'30.961	261.502	0'33.089	0'33.089	256.533	1'08.806	1'08.806	190.141	0'31.619	0'31.619	265.357	0'32.964	0'32.964	255.320
2 ^a - 2	1'12.361	0'41.400	Gianmaria	1'17.427	0'44.338	Songyang	1'51.346	0'42.540	Cioci	1'13.751	0'42.132	Witt	1'16.691	0'43.727	Basso
2 ^a - 3	1'49.178	0'36.817		1'56.448	0'39.021		2'27.698	0'36.352		1'50.660	0'36.909		1'55.119	0'38.428	
3 ^a - 1	0'31.286	0'31.286	258.993	0'33.769	0'33.769	248.848	0'31.381	0'31.381	253.522	0'31.405	0'31.405	264.059	0'32.350	0'32.350	254.717
3 ^a - 2	1'13.599	0'42.313	Gianmaria	1'18.158	0'44.389	Songyang	1'13.330	0'41.949	Cioci	1'13.833	0'42.428	Witt	1'16.008	0'43.658	Basso
3 ^a - 3	1'52.525	0'38.926		1'57.052	0'38.894		1'49.559	0'36.229		1'50.653	0'36.820		1'53.937	0'37.929	
4 ^a - 1	0'31.149	0'31.149	258.993	0'32.876	0'32.876	254.118	0'31.032	0'31.032	254.118	0'31.343	0'31.343	261.502	0'32.098	0'32.098	255.320
4 ^a - 2	1'13.001	0'41.852	Gianmaria	1'17.388	0'44.512	Songyang	1'12.587	0'41.555	Cioci	1'13.014	0'41.671	Witt	1'15.501	0'43.403	Basso
4 ^a - 3	1'49.403	0'36.402		1'56.027	0'38.639		1'48.175	0'35.588		1'50.023	0'37.009		1'52.993	0'37.492	
5 ^a - 1	0'30.939	0'30.939	259.616	0'32.548	0'32.548	255.925	0'30.788	0'30.788	254.717	0'31.126	0'31.126	264.706	0'32.014	0'32.014	256.533
5 ^a - 2	1'12.852	0'41.913	Gianmaria	1'20.621	0'48.073	Songyang	1'12.096	0'41.308	Cioci	1'13.693	0'42.567	Witt	1'15.360	0'43.346	Basso
5 ^a - 3	1'48.943	0'36.091		1'58.474	0'37.853		1'47.710	0'35.614		1'50.188	0'36.495		1'53.127	0'37.767	
6 ^a - 1	0'30.958	0'30.958	258.374	0'32.198	0'32.198	254.118	0'30.998	0'30.998	255.320	0'31.254	0'31.254	265.357	0'32.092	0'32.092	255.320
6 ^a - 2	1'12.753	0'41.795	Gianmaria	1'15.762	0'43.564	Songyang	1'12.506	0'41.508	Cioci	1'13.497	0'42.243	Witt	1'15.320	0'43.228	Basso
6 ^a - 3	1'48.748	0'35.995		1'54.068	0'38.306		1'48.201	0'35.695		1'50.223	0'36.726		1'52.872	0'37.552	
7 ^a - 1	0'30.985	0'30.985	258.993	0'32.356	0'32.356	254.118	0'30.750	0'30.750	254.717	0'31.041	0'31.041	264.706	0'32.173	0'32.173	255.925
7 ^a - 2	1'12.761	0'41.776	Gianmaria	1'16.328	0'43.972	Songyang	1'12.368	0'41.618	Cioci	1'14.207	0'43.166	Witt	1'15.389	0'43.216	Basso
7 ^a - 3	1'48.649	0'35.888		1'54.537	0'38.209		1'47.885	0'35.517		1'51.063	0'36.856		1'52.873	0'37.484	
8 ^a - 1	0'30.975	0'30.975	259.616	0'32.332	0'32.332	253.522	0'30.802	0'30.802	255.320	0'31.174	0'31.174	263.415	0'31.747	0'31.747	256.533
8 ^a - 2	1'12.836	0'41.861	Gianmaria	1'16.126	0'43.794	Songyang	1'12.383	0'41.581	Cioci	1'13.196	0'42.022	Witt	1'14.841	0'43.094	Basso
8 ^a - 3	1'48.760	0'35.924		1'54.181	0'38.055		1'47.959	0'35.576		1'50.839	0'37.643		1'52.179	0'37.338	
9 ^a - 1	0'31.102	0'31.102	258.993	0'32.287	0'32.287	252.337	0'30.894	0'30.894	255.925	0'31.342	0'31.342	262.774	0'31.672	0'31.672	255.925
9 ^a - 2	1'12.890	0'41.788	Gianmaria	1'15.774	0'43.487	Songyang	1'12.485	0'41.591	Cioci	1'13.509	0'42.167	Witt	1'14.629	0'42.957	Basso
9 ^a - 3	1'48.686	0'35.796		1'53.562	0'37.788		1'48.146	0'35.661		1'50.147	0'36.638		1'51.639	0'37.010	
10 ^a - 1	0'31.018	0'31.018	260.870	0'32.103	0'32.103	252.928	0'30.844	0'30.844	255.925	0'30.976	0'30.976	264.706	0'31.686	0'31.686	256.533
10 ^a - 2	1'12.698	0'41.680	Gianmaria	1'15.940	0'43.837	Songyang	1'12.357	0'41.513	Cioci				1'14.680	0'42.994	Basso
10 ^a - 3	1'48.655	0'35.957		1'54.664	0'38.724		1'48.162	0'35.805		27'10.040	27'10.040	PIT	1'51.862	0'37.182	
11 ^a - 1	0'30.970	0'30.970	260.241	0'32.858	0'32.858	252.337	0'31.064	0'31.064	256.533				0'32.440	0'32.440	256.533
11 ^a - 2	1'13.401	0'42.431	Gianmaria	1'18.127	0'45.269	Songyang	1'13.102	0'42.038	Cioci				1'16.955	0'44.515	Basso
11 ^a - 3	1'51.210	0'37.809		1'57.045	0'38.918		1'49.312	0'36.210					1'55.635	0'38.680	
12 ^a - 1	0'40.192	0'40.192	194.595	0'32.704	0'32.704	254.118	0'31.108	0'31.108	257.143				0'32.641	0'32.641	255.320
12 ^a - 2	2'03.919	1'23.727	Gianmaria	1'17.252	0'44.548	Songyang	1'13.233	0'42.125	Cioci				1'27.382	0'54.741	Basso
12 ^a - 3	2'53.002	0'49.083		1'55.866	0'38.614		1'49.385	0'36.152					2'13.863	0'46.481	
13 ^a - 1	0'31.771	0'31.771	254.717	0'32.490	0'32.490	253.522	0'31.924	0'31.924	260.241				0'32.252	0'32.252	257.757
13 ^a - 2	1'13.997	0'42.226	Gianmaria	1'16.537	0'44.047	Songyang	1'14.109	0'42.185	Cioci				1'15.911	0'43.659	Basso
13 ^a - 3	1'50.078	0'36.081		1'55.082	0'38.545		1'49.968	0'35.859					1'53.525	0'37.614	
14 ^a - 1	0'31.039	0'31.039	260.241	0'32.255	0'32.255	254.717	0'31.116	0'31.116	257.143				0'32.097	0'32.097	258.374
14 ^a - 2	1'13.196	0'42.157	Gianmaria	1'15.905	0'43.650	Songyang	1'12.969	0'41.853	Cioci				1'15.366	0'43.269	Basso
14 ^a - 3	1'49.403	0'36.207		1'53.870	0'37.965		1'49.179	0'36.210					1'52.959	0'37.593	
15 ^a - 1	0'31.132	0'31.132	260.870	0'32.453	0'32.453	252.337	0'31.377	0'31.377	258.993				0'32.310	0'32.310	257.143
15 ^a - 2	1'13.008	0'41.876	Gianmaria	1'16.066	0'43.613	Songyang	1'13.271	0'41.894	Cioci				1'15.947	0'43.637	Basso
15 ^a - 3	1'49.363	0'36.355		1'57.868	0'41.802	PIT	1'49.253	0'35.982					1'58.987	0'43.040	PIT
16 ^a - 1	0'31.426	0'31.426	259.616	1'39.948	1'39.948	192.171	0'31.254	0'31.254	257.143				1'42.116	1'42.116	182.742
16 ^a - 2	1'13.494	0'42.068	Gianmaria	2'21.622	0'41.674	Caldarelli	1'12.890	0'41.636	Cioci				2'24.647	0'42.531	Figueiredo
16 ^a - 3	1'49.703	0'36.209		2'57.762	0'36.140		1'49.001	0'36.111					3'01.050	0'36.403	
17 ^a - 1	0'31.210	0'31.210	261.502	0'30.801	0'30.801	260.241	0'31.864	0'31.864	258.374				0'31.037	0'31.037	256.533
17 ^a - 2	1'13.712	0'42.502	Gianmaria	1'12.279	0'41.478	Caldarelli	1'14.139	0'42.275	Cioci				1'13.180	0'42.143	Figueiredo
17 ^a - 3	1'49.916	0'36.204		1'48.396	0'36.117		1'51.010	0'36.871					1'49.331	0'36.151	
18 ^a - 1	0'31.220	0'31.220	260.870	0'30.377	0'30.377	257.757	0'31.363	0'31.363	255.925				0'31.083	0'31.083	255.925
18 ^a - 2	1'13.433	0'42.213	Gianmaria	1'11.477	0'41.100	Caldarelli	1'14.195	0'42.832	Cioci				1'13.468	0'42.385	Figueiredo
18 ^a - 3	1'49.782	0'36.349		1'46.783	0'35.306		1'50.282	0'36.087					1'49.327	0'35.859	
19 ^a - 1	0'31.021	0'31.021	258.993	0'30.505	0'30.505	258.993	0'31.080	0'31.080	255.925				0'31.075	0'31.075	256.533
19 ^a - 2	1'13.139	0'42.118	Gianmaria	1'11.594	0'41.089	Caldarelli	1'12.864	0'41.784	Cioci				1'13.180	0'42.105	Figueiredo
19 ^a - 3	1'49.922	0'36.783		1'47.350	0'35.756		1'48.918	0'36.054					1'50.410	0'37.230	
20 ^a - 1	0'31.179	0'31.179	258.374	0'30.521	0'30.521	257.757	0'31.047	0'31.047	257.143				0'31.073	0'31.073	257.757
20 ^a - 2	1'13.084	0'41.905	Gianmaria	1'11.328	0'40.807	Caldarelli	1'12.865	0'41.818	Cioci				1'13.106	0'42.033	Figueiredo
20 ^a - 3	1'49.555	0'36.471		1'46.643	0'35.315		1'48.929	0'36.064					1'49.035	0'35.929	
21 ^a - 1	0'31.175	0'31.175	258.993	0'30.519	0'30.519	258.993	0'31.137	0'31.137	256.533				0'30.917	0'30.917	258.374
21 ^a - 2	1'13.277	0'42.102	Gianmaria	1'11.458	0'40.939	Caldarelli	1'12.875	0'41.738	Cioci				1'12.698	0'41.781	Figueiredo
21 ^a - 3	1'49.412	0'36.135		1'46.768	0'35.310		1'48.857	0'35.982					1'48.576	0'35.878	



**Circuito de Catalunya
International GT Open
RACE - 1**

Lap Analysis

28/10/2017

Number	1			5			8			10			12		
Lap	Lap Time	Partial	Speed	Lap Time	Partial	Speed	Lap Time	Partial	Speed	Lap Time	Partial	Speed	Lap Time	Partial	Speed
22 ^a - 1	0'31.221	0'31.221	258.993	0'30.988	0'30.988	259.616	0'31.249	0'31.249	257.143				0'30.953	0'30.953	258.374
22 ^a - 2	1'13.177	0'41.956	Gianmaria	1'12.231	0'41.243	Caldarelli	1'12.982	0'41.733	Cioci				1'12.518	0'41.565	Figueiredo
22 ^a - 3	1'53.503	0'40.326	PIT	1'48.206	0'35.975		1'53.044	0'40.062	PIT				1'48.613	0'36.095	
23 ^a - 1	1'38.115	1'38.115	192.858	0'30.974	0'30.974	258.374	1'39.770	1'39.770	187.827				0'30.973	0'30.973	259.616
23 ^a - 2	2'19.959	0'41.844	Biagi	1'12.479	0'41.505	Caldarelli	2'23.742	0'43.972	Perazzini				1'13.258	0'42.285	Figueiredo
23 ^a - 3	2'55.990	0'36.031		1'47.982	0'35.503		3'00.731	0'36.989					1'51.029	0'37.771	
24 ^a - 1	0'31.395	0'31.395	257.757	0'30.514	0'30.514	259.616	0'31.691	0'31.691	255.925				0'31.838	0'31.838	257.757
24 ^a - 2	1'13.015	0'41.620	Biagi	1'11.827	0'41.313	Caldarelli	1'13.853	0'42.162	Perazzini				1'14.187	0'42.349	Figueiredo
24 ^a - 3	1'49.206	0'36.191		1'47.446	0'35.619		1'50.349	0'36.496					1'50.519	0'36.332	
25 ^a - 1	0'31.128	0'31.128	259.616	0'30.578	0'30.578	258.993	0'31.360	0'31.360	255.925				0'31.113	0'31.113	259.616
25 ^a - 2	1'13.170	0'42.042	Biagi	1'11.850	0'41.272	Caldarelli	1'13.293	0'41.933	Perazzini				1'13.366	0'42.253	Figueiredo
25 ^a - 3	1'49.629	0'36.459		1'47.433	0'35.583		1'49.731	0'36.438					1'50.682	0'37.316	
26 ^a - 1	0'31.217	0'31.217	257.757	0'32.151	0'32.151	259.616	0'32.484	0'32.484	255.925				0'33.842	0'33.842	211.765
26 ^a - 2	1'14.612	0'43.395	Biagi	1'15.430	0'43.279	Caldarelli	1'17.071	0'44.587	Perazzini				1'17.421	0'43.579	Figueiredo
26 ^a - 3	1'53.085	0'38.473		1'52.543	0'37.113		1'55.712	0'38.641					1'54.314	0'36.893	
27 ^a - 1	0'37.449	0'37.449	203.390	0'34.290	0'34.290	246.576	0'32.590	0'32.590	255.320				0'31.589	0'31.589	257.757
27 ^a - 2	1'39.015	1'01.566	Biagi	1'34.220	0'59.930	Caldarelli	1'24.787	0'52.197	Perazzini				1'22.329	0'50.740	Figueiredo
27 ^a - 3	2'30.078	0'51.063		2'22.172	0'47.952		2'12.455	0'47.668					2'09.675	0'47.346	
28 ^a - 1	0'31.508	0'31.508	255.320	0'31.618	0'31.618	258.374	0'31.946	0'31.946	257.757				0'32.099	0'32.099	257.143
28 ^a - 2	1'13.922	0'42.414	Biagi	1'14.255	0'42.637	Caldarelli	1'14.757	0'42.811	Perazzini				1'14.793	0'42.694	Figueiredo
28 ^a - 3	1'50.503	0'36.581		1'52.286	0'38.031		1'51.628	0'36.871					1'52.456	0'37.663	
29 ^a - 1	0'31.345	0'31.345	258.374	0'31.171	0'31.171	260.241	0'31.384	0'31.384	257.757				0'31.607	0'31.607	259.616
29 ^a - 2	1'14.073	0'42.728	Biagi	1'13.729	0'42.558	Caldarelli	1'13.709	0'42.325	Perazzini				1'15.334	0'43.727	Figueiredo
29 ^a - 3	1'50.483	0'36.410		1'50.219	0'36.490		1'50.841	0'37.132					1'53.281	0'37.947	
30 ^a - 1	0'31.052	0'31.052	258.993	0'31.708	0'31.708	258.374	0'31.439	0'31.439	258.374				0'31.590	0'31.590	261.502
30 ^a - 2	1'12.986	0'41.934	Biagi	1'13.496	0'41.788	Caldarelli	1'15.004	0'43.565	Perazzini				1'16.567	0'44.977	Figueiredo
30 ^a - 3	1'49.083	0'36.097		1'49.493	0'35.997		1'51.433	0'36.429					1'54.594	0'38.027	
31 ^a - 1	0'31.125	0'31.125	259.616	0'30.774	0'30.774	259.616	0'31.345	0'31.345	258.374				0'32.197	0'32.197	254.717
31 ^a - 2	1'13.108	0'41.983	Biagi	1'11.946	0'41.172	Caldarelli	1'13.534	0'42.189	Perazzini				1'14.902	0'42.705	Figueiredo
31 ^a - 3	1'49.284	0'36.176		1'47.892	0'35.946		1'51.042	0'37.508					1'51.604	0'36.702	
32 ^a - 1	0'31.096	0'31.096	258.993	0'30.839	0'30.839	260.241	0'31.333	0'31.333	257.757				0'31.113	0'31.113	261.502
32 ^a - 2	1'13.059	0'41.963	Biagi	1'12.445	0'41.606	Caldarelli	1'13.604	0'42.271	Perazzini				1'14.021	0'42.908	Figueiredo
32 ^a - 3	1'49.000	0'35.941		1'48.985	0'36.540		1'50.242	0'36.638					1'51.163	0'37.142	
33 ^a - 1	0'31.087	0'31.087	258.993	0'30.963	0'30.963	260.241	0'31.446	0'31.446	258.374				0'31.393	0'31.393	260.870
33 ^a - 2	1'13.292	0'42.205	Biagi	1'13.006	0'42.043	Caldarelli	1'13.482	0'42.036	Perazzini				1'13.991	0'42.598	Figueiredo
33 ^a - 3	1'49.632	0'36.340		1'49.344	0'36.338		1'49.981	0'36.499					1'50.468	0'36.477	
34 ^a - 1	0'31.145	0'31.145	257.143	0'31.080	0'31.080	258.993	0'31.430	0'31.430	255.925				0'31.279	0'31.279	259.616
34 ^a - 2	1'13.028	0'41.883	Biagi	1'13.352	0'42.272	Caldarelli	1'13.424	0'41.994	Perazzini				1'14.932	0'43.653	Figueiredo
34 ^a - 3	1'50.127	0'37.099		1'50.040	0'36.688		1'50.148	0'36.724					1'52.462	0'37.530	
35 ^a - 1	0'31.136	0'31.136	258.993	0'31.150	0'31.150	260.241	0'31.307	0'31.307	256.533				0'31.194	0'31.194	258.374
35 ^a - 2	1'13.222	0'42.086	Biagi	1'13.148	0'41.998	Caldarelli	1'13.266	0'41.959	Perazzini				1'13.445	0'42.251	Figueiredo
35 ^a - 3	1'49.580	0'36.358		1'49.499	0'36.351		1'49.932	0'36.666					1'49.672	0'36.227	
36 ^a - 1	0'31.192	0'31.192	258.993	0'31.037	0'31.037	259.616	0'31.351	0'31.351	255.320				0'31.251	0'31.251	258.374
36 ^a - 2	1'13.248	0'42.056	Biagi	1'12.936	0'41.899	Caldarelli	1'13.719	0'42.368	Perazzini				1'13.249	0'41.998	Figueiredo
36 ^a - 3	1'49.260	0'36.012		1'49.034	0'36.098		1'50.339	0'36.620					1'49.505	0'36.256	
37 ^a - 1	0'31.056	0'31.056	258.374	0'31.060	0'31.060	260.241	0'31.240	0'31.240	255.925				0'31.107	0'31.107	259.616
37 ^a - 2	1'13.407	0'42.351	Biagi	1'13.047	0'41.987	Caldarelli	1'13.686	0'42.446	Perazzini				1'13.319	0'42.212	Figueiredo
37 ^a - 3	1'49.865	0'36.458		1'49.778	0'36.731		2'00.469	0'46.783					1'50.008	0'36.689	

Ideal Lap	
0'30.939	0'30.939
1'12.339	0'41.400
1'48.135	0'35.796

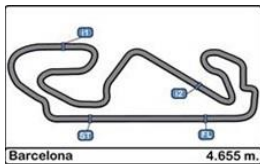
Ideal Lap	
0'30.377	0'30.377
1'11.184	0'40.807
1'46.490	0'35.306

Ideal Lap	
0'30.750	0'30.750
1'12.058	0'41.308
1'47.575	0'35.517

Ideal Lap	
0'30.976	0'30.976
1'12.647	0'41.671
1'49.142	0'36.495

Ideal Lap	
0'30.917	0'30.917
1'12.482	0'41.565
1'48.341	0'35.859

Ideal Best Lap	
0'30.377	0'30.377
1'11.184	0'40.807
1'46.254	0'35.070

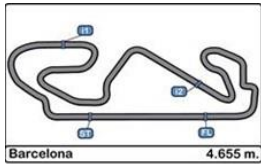


**Circuito de Catalunya
International GT Open
RACE - 1**

Lap Analysis

28/10/2017

Number	16			17			20			21			22			
	Lap	Lap Time	Partial	Speed	Lap Time	Partial	Speed	Lap Time	Partial	Speed	Lap Time	Partial	Speed	Lap Time	Partial	Speed
1 ^a - 1	0'39.855	0'39.855		221.766	0'37.687	0'37.687	231.760	0'37.521	0'37.521	233.262	0'40.214	0'40.214	232.259	0'37.276	0'37.276	240.001
1 ^a - 2	1'24.393	0'44.538	Hahn		1'20.866	0'43.179	Gonda	1'20.238	0'42.717	Onslow-Cole	1'24.904	0'44.690	Still	1'20.000	0'42.724	Bell
1 ^a - 3	2'02.614	0'38.221			1'57.794	0'36.928		1'56.546	0'36.308		2'03.469	0'38.565		1'56.281	0'36.281	
2 ^a - 1	0'31.890	0'31.890	255.925		0'31.118	0'31.118	261.502	0'31.038	0'31.038	260.870	0'32.091	0'32.091	261.502	0'31.250	0'31.250	262.774
2 ^a - 2	1'14.920	0'43.030	Hahn		1'13.165	0'42.047	Gonda	1'12.414	0'41.376	Onslow-Cole	1'14.907	0'42.816	Still	1'13.614	0'42.364	Bell
2 ^a - 3	1'51.810	0'36.890			1'49.839	0'36.674		1'48.207	0'35.793		1'52.425	0'37.518		1'49.656	0'36.042	
3 ^a - 1	0'31.572	0'31.572	256.533		0'31.301	0'31.301	260.870	0'31.126	0'31.126	260.241	0'31.352	0'31.352	264.706	0'31.027	0'31.027	262.136
3 ^a - 2	1'14.350	0'42.778	Hahn		1'13.388	0'42.087	Gonda	1'13.626	0'42.500	Onslow-Cole	1'14.019	0'42.667	Still	1'12.971	0'41.944	Bell
3 ^a - 3	1'51.346	0'36.996			1'51.616	0'38.228		1'50.517	0'36.891		1'50.442	0'36.423		1'50.281	0'37.310	
4 ^a - 1	0'31.733	0'31.733	257.143		0'31.444	0'31.444	262.774	0'31.099	0'31.099	257.143	0'31.381	0'31.381	264.059	0'31.600	0'31.600	260.870
4 ^a - 2	1'15.192	0'43.459	Hahn		1'13.391	0'41.947	Gonda	1'12.759	0'41.660	Onslow-Cole	1'14.121	0'42.740	Still	1'13.335	0'41.735	Bell
4 ^a - 3	1'51.692	0'36.500			1'50.032	0'36.641		1'48.962	0'36.203		1'50.142	0'36.021		1'49.641	0'36.306	
5 ^a - 1	0'31.503	0'31.503	257.757		0'30.995	0'30.995	263.415	0'30.849	0'30.849	259.616	0'31.162	0'31.162	262.136	0'31.289	0'31.289	261.502
5 ^a - 2	1'13.959	0'42.456	Hahn		1'12.908	0'41.913	Gonda	1'12.129	0'41.280	Onslow-Cole	1'13.467	0'42.305	Still	1'13.021	0'41.732	Bell
5 ^a - 3	1'50.555	0'36.596			1'49.588	0'36.680		1'47.786	0'35.657		1'49.621	0'36.154		1'48.954	0'35.933	
6 ^a - 1	0'31.380	0'31.380	257.757		0'31.014	0'31.014	261.502	0'30.610	0'30.610	260.870	0'31.166	0'31.166	263.415	0'30.841	0'30.841	261.502
6 ^a - 2	1'13.976	0'42.596	Hahn		1'12.861	0'41.847	Gonda	1'11.825	0'41.215	Onslow-Cole	1'13.238	0'42.072	Still	1'12.693	0'41.852	Bell
6 ^a - 3	1'50.929	0'36.953			1'49.599	0'36.738		1'47.467	0'35.642		1'49.490	0'36.252		1'48.544	0'35.851	
7 ^a - 1	0'31.377	0'31.377	256.533		0'30.994	0'30.994	260.870	0'30.724	0'30.724	261.502	0'31.162	0'31.162	264.059	0'30.958	0'30.958	262.136
7 ^a - 2	1'13.974	0'42.597	Hahn		1'13.069	0'42.075	Gonda	1'12.310	0'41.586	Onslow-Cole	1'13.127	0'41.965	Still	1'13.061	0'42.103	Bell
7 ^a - 3	1'50.927	0'36.953			1'49.635	0'36.566		1'48.309	0'35.999		1'49.499	0'36.372		1'48.915	0'35.854	
8 ^a - 1	0'31.581	0'31.581	257.143		0'30.843	0'30.843	261.502	0'30.950	0'30.950	262.774	0'32.357	0'32.357	264.706	0'30.962	0'30.962	262.136
8 ^a - 2	1'13.840	0'42.259	Hahn		1'12.806	0'41.963	Gonda	1'12.637	0'41.687	Onslow-Cole	1'14.376	0'42.019	Still	1'12.809	0'41.847	Bell
8 ^a - 3	1'50.658	0'36.818			1'49.270	0'36.464		1'49.024	0'36.387		1'50.404	0'36.028		1'48.738	0'35.929	
9 ^a - 1	0'31.515	0'31.515	257.143		0'30.845	0'30.845	262.136	0'30.747	0'30.747	262.774	0'30.870	0'30.870	264.706	0'30.853	0'30.853	262.136
9 ^a - 2	1'13.915	0'42.400	Hahn		1'12.688	0'41.843	Gonda	1'12.482	0'41.735	Onslow-Cole	1'13.361	0'42.491	Still	1'12.651	0'41.798	Bell
9 ^a - 3	1'50.525	0'36.610			1'49.069	0'36.381		1'48.602	0'36.120		1'49.759	0'36.398		1'48.590	0'35.939	
10 ^a - 1	0'31.307	0'31.307	257.143		0'30.838	0'30.838	262.136	0'30.935	0'30.935	260.870	0'31.174	0'31.174	264.706	0'30.976	0'30.976	263.415
10 ^a - 2	1'13.630	0'42.323	Hahn		1'12.602	0'41.764	Gonda	1'12.746	0'41.811	Onslow-Cole	1'14.001	0'42.827	Still	1'12.730	0'41.754	Bell
10 ^a - 3	1'50.218	0'36.588			1'48.887	0'36.285		1'48.597	0'35.851		1'50.257	0'36.256		1'48.844	0'36.114	
11 ^a - 1	0'31.333	0'31.333	257.757		0'30.835	0'30.835	261.502	0'30.733	0'30.733	262.136	0'31.336	0'31.336	264.706	0'31.018	0'31.018	263.415
11 ^a - 2	1'14.427	0'43.094	Hahn		1'13.203	0'42.368	Gonda	1'13.242	0'42.509	Onslow-Cole	1'14.773	0'43.437	Still	1'13.162	0'42.144	Bell
11 ^a - 3	1'51.500	0'37.073			1'51.350	0'38.147		1'52.982	0'39.740		1'51.829	0'37.056		1'50.159	0'36.997	
12 ^a - 1	0'32.009	0'32.009	257.143		0'36.812	0'36.812	207.294	0'41.152	0'41.152	197.441	0'32.656	0'32.656	263.415	0'40.856	0'40.856	191.830
12 ^a - 2	1'48.789	1'16.780	Hahn		1'59.772	1'22.960	Gonda	2'05.093	1'23.941	Onslow-Cole	1'53.872	1'21.216	Still	2'04.657	1'23.801	Bell
12 ^a - 3	2'36.240	0'47.451			2'47.148	0'47.376		2'54.487	0'49.394		2'40.687	0'46.815		2'53.999	0'49.342	
13 ^a - 1	0'32.702	0'32.702	254.118		0'31.647	0'31.647	261.502	0'31.469	0'31.469	258.374	0'31.937	0'31.937	264.059	0'31.544	0'31.544	262.774
13 ^a - 2	1'15.895	0'43.193	Hahn		1'14.555	0'42.908	Gonda	1'13.548	0'42.079	Onslow-Cole	1'14.332	0'42.395	Still	1'13.503	0'41.959	Bell
13 ^a - 3	1'52.834	0'36.939			1'51.451	0'36.896		1'49.615	0'36.067		1'50.765	0'36.433		1'49.668	0'36.165	
14 ^a - 1	0'31.375	0'31.375	258.374		0'30.951	0'30.951	263.415	0'30.981	0'30.981	263.415	0'31.467	0'31.467	265.357	0'31.139	0'31.139	264.059
14 ^a - 2	1'14.296	0'42.921	Hahn		1'13.177	0'42.226	Gonda	1'13.001	0'42.020	Onslow-Cole	1'13.644	0'42.177	Still	1'13.222	0'42.083	Bell
14 ^a - 3	1'51.412	0'37.116			1'49.906	0'36.729		1'49.318	0'36.317		1'50.554	0'36.910		1'49.465	0'36.243	
15 ^a - 1	0'31.407	0'31.407	257.757		0'30.957	0'30.957	262.136	0'31.018	0'31.018	261.502	0'31.783	0'31.783	258.993	0'30.894	0'30.894	264.059
15 ^a - 2	1'14.251	0'42.844	Hahn		1'13.141	0'42.184	Gonda	1'13.033	0'42.015	Onslow-Cole	1'14.402	0'42.619	Still	1'12.801	0'41.907	Bell
15 ^a - 3	1'57.163	0'42.912	PIT		1'49.797	0'36.656		1'50.596	0'37.563		1'51.476	0'37.074		1'49.391	0'36.590	
16 ^a - 1	1'38.368	1'38.368	190.477		0'31.071	0'31.071	261.502	0'31.334	0'31.334	257.757	0'31.590	0'31.590	263.415	0'31.815	0'31.815	260.241
16 ^a - 2	2'20.416	0'42.048	Khodair		1'13.271	0'42.200	Gonda	1'12.971	0'41.637	Onslow-Cole	1'14.072	0'42.482	Still	1'13.823	0'42.008	Bell
16 ^a - 3	2'56.246	0'35.830			1'50.185	0'36.914		1'49.205	0'36.234		1'51.344	0'37.272		1'49.976	0'36.153	
17 ^a - 1	0'30.889	0'30.889	257.757		0'31.101	0'31.101	262.136	0'30.929	0'30.929	260.241	0'31.500	0'31.500	263.415	0'31.153	0'31.153	263.415
17 ^a - 2	1'12.488	0'41.599	Khodair		1'13.286	0'42.185	Gonda	1'12.896	0'41.967	Onslow-Cole	1'14.035	0'42.535	Still	1'13.426	0'42.273	Bell
17 ^a - 3	1'48.216	0'35.728			1'50.493	0'37.207		1'48.947	0'36.051		1'50.616	0'36.581		1'49.727	0'36.301	
18 ^a - 1	0'30.900	0'30.900	257.143		0'30.973	0'30.973	262.774	0'30.792	0'30.792	260.241	0'31.351	0'31.351	263.415	0'31.182	0'31.182	263.415
18 ^a - 2	1'12.947	0'42.047	Khodair		1'13.373	0'42.400	Gonda	1'12.422	0'41.630	Onslow-Cole	1'13.805	0'42.454	Still	1'13.414	0'42.232	Bell
18 ^a - 3	1'48.913	0'35.966			1'50.161	0'36.788		1'48.255	0'35.833		1'50.559	0'36.754		1'49.561	0'36.147	
19 ^a - 1	0'30.659	0'30.659	257.757		0'31.044	0'31.044	263.415	0'30.954	0'30.954	258.993	0'31.294	0'31.294	262.774	0'31.175	0'31.175	263.415
19 ^a - 2	1'12.453	0'41.794	Khodair		1'13.287	0'42.243	Gonda	1'12.557	0'41.603	Onslow-Cole	1'13.780	0'42.486	Still	1'13.558	0'42.383	Bell
19 ^a - 3	1'48.247	0'35.794														



**Circuit de Catalunya
International GT Open
RACE - 1**

Lap Analysis

28/10/2017

Number	16			17			20			21			22		
Lap	Lap Time	Partial	Speed	Lap Time	Partial	Speed	Lap Time	Partial	Speed	Lap Time	Partial	Speed	Lap Time	Partial	Speed
22 ^a - 1	0'31.077	0'31.077	259.616	1'38.773	1'38.773	193.203	0'30.828	0'30.828	260.241	1'53.500	1'53.500	194.595	1'41.515	1'41.515	191.151
22 ^a - 2	1'13.504	0'42.427	Khodair	2'21.456	0'42.683	Knoll	1'12.475	0'41.647	Onslow-Cole	2'37.498	0'43.998	Scheuschner	2'23.977	0'42.462	Balfe
22 ^a - 3	1'50.294	0'36.790		3'00.610	0'39.154		1'52.895	0'40.420	PIT	3'16.477	0'38.979		3'01.021	0'37.044	
23 ^a - 1	0'30.798	0'30.798	258.993	0'31.534	0'31.534	261.502	1'38.173	1'38.173	190.813	0'33.118	0'33.118	261.502	0'30.982	0'30.982	262.136
23 ^a - 2	1'12.658	0'41.860	Khodair	1'14.527	0'42.993	Knoll	2'20.781	0'42.608	Pierburg	1'17.396	0'44.278	Scheuschner	1'12.888	0'41.906	Balfe
23 ^a - 3	1'48.526	0'35.868		1'51.768	0'37.241		2'58.006	0'37.225		1'55.392	0'37.996		1'49.155	0'36.267	
24 ^a - 1	0'30.823	0'30.823	260.241	0'31.459	0'31.459	259.616	0'32.850	0'32.850	256.533	0'33.700	0'33.700	260.241	0'31.095	0'31.095	263.415
24 ^a - 2	1'12.520	0'41.697	Khodair	1'14.146	0'42.687	Knoll	1'15.706	0'42.856	Pierburg	1'17.761	0'44.061	Scheuschner	1'13.223	0'42.128	Balfe
24 ^a - 3	1'48.445	0'35.925		1'51.555	0'37.409		1'53.667	0'37.961		1'56.323	0'38.562		1'49.319	0'36.096	
25 ^a - 1	0'30.724	0'30.724	260.241	0'31.595	0'31.595	259.616	0'31.417	0'31.417	259.616	0'32.441	0'32.441	261.502	0'30.973	0'30.973	262.774
25 ^a - 2	1'12.651	0'41.927	Khodair	1'14.211	0'42.616	Knoll	1'13.899	0'42.482	Pierburg	1'16.342	0'43.901	Scheuschner	1'13.898	0'42.925	Balfe
25 ^a - 3	1'48.946	0'36.295		1'51.191	0'36.980		1'52.838	0'38.939		1'55.511	0'39.169		1'50.393	0'36.495	
26 ^a - 1	0'34.109	0'34.109	262.136	0'34.495	0'34.495	220.859	0'31.830	0'31.830	259.616	0'32.505	0'32.505	260.870	0'33.899	0'33.899	263.415
26 ^a - 2	1'18.962	0'44.853	Khodair	1'19.150	0'44.655	Knoll	1'14.940	0'43.110	Pierburg	1'16.573	0'44.068	Scheuschner	1'18.253	0'44.354	Balfe
26 ^a - 3	1'56.605	0'37.643		1'57.718	0'38.568		1'53.948	0'39.008		1'54.812	0'38.239		1'55.769	0'37.516	
27 ^a - 1	0'33.822	0'33.822	257.757	0'32.568	0'32.568	258.374	0'36.169	0'36.169	232.259	0'32.426	0'32.426	260.870	0'34.280	0'34.280	262.136
27 ^a - 2	1'32.980	0'59.158	Khodair	1'24.837	0'52.269	Knoll	1'37.463	1'01.294	Pierburg	1'16.352	0'43.926	Scheuschner	1'34.033	0'59.753	Balfe
27 ^a - 3	2'22.779	0'49.799		2'12.650	0'47.813		2'28.100	0'50.637		1'54.160	0'37.808		2'24.101	0'50.068	
28 ^a - 1	0'32.153	0'32.153	255.925	0'32.138	0'32.138	260.870	0'31.807	0'31.807	257.143	0'32.372	0'32.372	260.870	0'31.798	0'31.798	262.136
28 ^a - 2	1'15.620	0'43.467	Khodair	1'15.946	0'43.808	Knoll	1'15.644	0'43.837	Pierburg	1'17.936	0'45.564	Scheuschner	1'14.960	0'43.162	Balfe
28 ^a - 3	1'53.250	0'37.630		1'53.615	0'37.669		1'52.932	0'37.288		1'56.604	0'38.668		1'52.995	0'38.035	
29 ^a - 1	0'31.294	0'31.294	256.533	0'31.939	0'31.939	260.870	0'31.364	0'31.364	259.616	0'32.442	0'32.442	260.870	0'31.295	0'31.295	260.870
29 ^a - 2	1'13.969	0'42.675	Khodair	1'15.064	0'43.125	Knoll	1'14.032	0'42.668	Pierburg	1'16.573	0'44.131	Scheuschner	1'13.983	0'42.688	Balfe
29 ^a - 3	1'50.986	0'37.017		1'52.311	0'37.247		1'51.238	0'37.206		1'54.939	0'38.366		1'51.185	0'37.202	
30 ^a - 1	0'31.475	0'31.475	260.870	0'31.605	0'31.605	260.241	0'32.127	0'32.127	258.374	0'32.441	0'32.441	260.241	0'31.565	0'31.565	263.415
30 ^a - 2	2'03.093	1'31.618	Khodair	1'16.454	0'44.849	Knoll	1'15.129	0'43.002	Pierburg	1'16.832	0'44.391	Scheuschner	1'14.620	0'43.055	Balfe
30 ^a - 3	3'01.344	0'58.251	PIT	1'53.660	0'37.206		1'52.211	0'37.082		1'55.256	0'38.424		1'51.828	0'37.208	
31 ^a - 1				0'31.842	0'31.842	262.136	0'31.281	0'31.281	258.374	0'32.442	0'32.442	260.870	0'31.256	0'31.256	262.774
31 ^a - 2				1'14.978	0'43.136	Knoll	1'13.699	0'42.418	Pierburg	1'16.568	0'44.126	Scheuschner	1'13.652	0'42.396	Balfe
31 ^a - 3				1'52.174	0'37.196		1'50.965	0'37.266		1'54.807	0'38.239		1'52.164	0'38.512	
32 ^a - 1				0'31.665	0'31.665	259.616	0'31.528	0'31.528	258.374	0'32.466	0'32.466	260.870	0'31.313	0'31.313	264.059
32 ^a - 2				1'14.814	0'43.149	Knoll	1'14.070	0'42.542	Pierburg	1'16.465	0'43.999	Scheuschner	1'13.436	0'42.123	Balfe
32 ^a - 3				1'51.994	0'37.180		1'51.068	0'36.998		1'54.743	0'38.278		1'50.240	0'36.804	
33 ^a - 1				0'31.694	0'31.694	259.616	0'32.178	0'32.178	257.143	0'32.385	0'32.385	259.616	0'32.064	0'32.064	263.415
33 ^a - 2				1'14.735	0'43.041	Knoll	1'14.762	0'42.584	Pierburg	1'16.138	0'43.753	Scheuschner	1'15.217	0'43.153	Balfe
33 ^a - 3				1'51.836	0'37.101		1'51.671	0'36.909		1'54.460	0'38.322		1'51.628	0'36.411	
34 ^a - 1				0'31.639	0'31.639	258.993	0'31.443	0'31.443	258.374	0'32.787	0'32.787	259.616	0'31.157	0'31.157	263.415
34 ^a - 2				1'15.733	0'44.094	Knoll	1'14.358	0'42.915	Pierburg	1'16.778	0'43.991	Scheuschner	1'14.063	0'42.906	Balfe
34 ^a - 3				2'11.435	0'55.702		1'51.552	0'37.194		1'55.635	0'38.857		1'51.914	0'37.851	
35 ^a - 1				0'32.129	0'32.129	257.757	0'31.299	0'31.299	258.993	0'32.916	0'32.916	260.241	0'31.543	0'31.543	265.357
35 ^a - 2				1'15.291	0'43.162	Knoll	1'13.731	0'42.432	Pierburg	1'17.400	0'44.484	Scheuschner	1'14.135	0'42.592	Balfe
35 ^a - 3				1'53.068	0'37.777		1'50.798	0'37.067		1'56.058	0'38.658		1'50.844	0'36.709	
36 ^a - 1				0'31.718	0'31.718	258.374	0'31.381	0'31.381	257.757	0'32.595	0'32.595	260.241	0'31.269	0'31.269	265.357
36 ^a - 2				1'14.637	0'42.919	Knoll	1'14.602	0'43.221	Pierburg	1'16.703	0'44.108	Scheuschner	1'13.709	0'42.440	Balfe
36 ^a - 3				1'51.850	0'37.213		1'51.520	0'36.918		1'55.454	0'38.751		1'50.819	0'37.110	
37 ^a - 1				0'31.708	0'31.708	258.993	0'31.280	0'31.280	258.993	0'32.642	0'32.642	260.241	0'31.396	0'31.396	263.415
37 ^a - 2				1'14.638	0'42.930	Knoll	1'13.812	0'42.532	Pierburg	1'19.921	0'47.279	Scheuschner	1'14.043	0'42.647	Balfe
37 ^a - 3				1'56.892	0'42.254		1'53.696	0'39.884					1'52.154	0'38.111	

Ideal Lap	
0'30.659	0'30.659
1'12.258	0'41.599
1'47.909	0'35.651

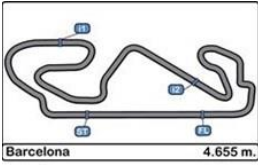
Ideal Lap	
0'30.835	0'30.835
1'12.599	0'41.764
1'48.884	0'36.285

Ideal Lap	
0'30.610	0'30.610
1'11.825	0'41.215
1'47.467	0'35.642

Ideal Lap	
0'30.870	0'30.870
1'12.835	0'41.965
1'48.856	0'36.021

Ideal Lap	
0'30.841	0'30.841
1'12.573	0'41.732
1'48.424	0'35.851

Ideal Best Lap	
0'30.377	0'30.377
1'11.184	0'40.807
1'46.254	0'35.070

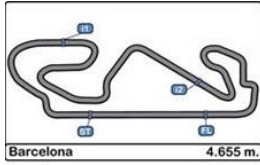


Circuit de Catalunya International GT Open RACE - 1

Lap Analysis

28/10/2017

Number	23			24			25			51			54		
	Lap Time	Partial	Speed	Lap Time	Partial	Speed	Lap Time	Partial	Speed	Lap Time	Partial	Speed	Lap Time	Partial	Speed
1 ^a - 1	0'36.139	0'36.139	235.808	0'38.131	0'38.131	234.274	0'41.637	0'41.637	225.001	0'38.796	0'38.796	214.286	0'36.795	0'36.795	229.300
1 ^a - 2	1'18.471	0'42.332	Engelhart	1'22.345	0'44.214	Tappy	1'26.645	0'45.008	Dunbar	1'21.748	0'42.952	Feirão da Veig	1'18.830	0'42.035	Costa
1 ^a - 3	1'54.333	0'35.862		2'00.018	0'37.673		2'06.091	0'39.446		1'58.838	0'37.090		1'54.796	0'35.966	
2 ^a - 1	0'30.856	0'30.856	261.502	0'31.715	0'31.715	264.059	0'33.149	0'33.149	254.717	0'31.080	0'31.080	259.616	0'30.973	0'30.973	262.136
2 ^a - 2	1'12.674	0'41.818	Engelhart	1'13.812	0'42.097	Tappy	1'17.745	0'44.596	Dunbar	1'13.171	0'42.091	Feirão da Veig	1'12.346	0'41.373	Costa
2 ^a - 3	1'48.996	0'36.322		1'50.042	0'36.230		1'56.662	0'38.917		1'49.730	0'36.559		1'49.294	0'36.948	
3 ^a - 1	0'30.687	0'30.687	261.502	0'31.261	0'31.261	261.502	0'33.709	0'33.709	252.928	0'30.903	0'30.903	260.241	0'30.549	0'30.549	260.870
3 ^a - 2	1'12.235	0'41.548	Engelhart	1'12.896	0'41.635	Tappy	1'17.971	0'44.262	Dunbar	1'13.066	0'42.163	Feirão da Veig	1'11.654	0'41.105	Costa
3 ^a - 3	1'49.881	0'37.646		1'50.017	0'37.121		1'56.582	0'38.611		1'50.126	0'37.060		1'47.723	0'36.069	
4 ^a - 1	0'31.197	0'31.197	259.616	0'31.383	0'31.383	261.502	0'33.417	0'33.417	253.522	0'30.930	0'30.930	258.993	0'30.587	0'30.587	261.502
4 ^a - 2	1'12.945	0'41.748	Engelhart	1'13.657	0'42.274	Tappy	1'17.589	0'44.172	Dunbar	1'12.703	0'41.773	Feirão da Veig	1'11.804	0'41.217	Costa
4 ^a - 3	1'49.207	0'36.262		1'50.147	0'36.490		1'56.453	0'38.864		1'49.197	0'36.494		1'47.995	0'36.191	
5 ^a - 1	0'31.043	0'31.043	260.870	0'31.070	0'31.070	262.774	0'33.396	0'33.396	253.522	0'30.911	0'30.911	261.502	0'30.651	0'30.651	261.502
5 ^a - 2	1'12.575	0'41.532	Engelhart	1'12.904	0'41.834	Tappy	1'17.637	0'44.241	Dunbar	1'12.689	0'41.778	Feirão da Veig	1'12.281	0'41.630	Costa
5 ^a - 3	1'48.483	0'35.908		1'49.556	0'36.652		1'56.586	0'38.949		1'48.933	0'36.244		1'48.196	0'35.915	
6 ^a - 1	0'30.732	0'30.732	262.136	0'31.857	0'31.857	260.870	0'32.889	0'32.889	253.522	0'30.822	0'30.822	260.870	0'30.609	0'30.609	262.136
6 ^a - 2	1'12.152	0'41.420	Engelhart	1'13.814	0'41.957	Tappy	1'17.153	0'44.264	Dunbar	1'12.678	0'41.856	Feirão da Veig	1'12.229	0'41.620	Costa
6 ^a - 3	1'48.293	0'36.141		1'49.915	0'36.101		1'55.477	0'38.324		1'49.067	0'36.389		1'48.285	0'36.056	
7 ^a - 1	0'30.695	0'30.695	262.774	0'31.043	0'31.043	262.136	0'32.202	0'32.202	254.118	0'30.821	0'30.821	261.502	0'30.503	0'30.503	260.870
7 ^a - 2	1'12.402	0'41.707	Engelhart	1'13.095	0'42.052	Tappy	1'16.073	0'43.871	Dunbar	1'12.388	0'41.567	Feirão da Veig	1'12.012	0'41.509	Costa
7 ^a - 3	1'48.269	0'35.867		1'50.368	0'37.273		1'54.298	0'38.225		1'48.497	0'36.109		1'47.955	0'35.943	
8 ^a - 1	0'30.866	0'30.866	263.415	0'31.066	0'31.066	262.136	0'32.589	0'32.589	252.928	0'30.783	0'30.783	260.870	0'30.642	0'30.642	260.870
8 ^a - 2	1'12.623	0'41.757	Engelhart	1'12.971	0'41.905	Tappy	1'16.298	0'43.709	Dunbar	1'12.523	0'41.740	Feirão da Veig	1'12.040	0'41.398	Costa
8 ^a - 3	1'48.968	0'36.345		1'49.561	0'36.590		1'54.159	0'37.861		1'48.933	0'36.410		1'47.937	0'35.897	
9 ^a - 1	0'30.805	0'30.805	262.774	0'30.905	0'30.905	262.774	0'32.620	0'32.620	255.320	0'30.758	0'30.758	261.502	0'30.666	0'30.666	261.502
9 ^a - 2	1'12.456	0'41.651	Engelhart	1'12.929	0'42.024	Tappy	1'16.113	0'43.493	Dunbar	1'12.342	0'41.584	Feirão da Veig	1'12.148	0'41.482	Costa
9 ^a - 3	1'48.291	0'35.835		1'49.084	0'36.155		1'53.806	0'37.693		1'48.626	0'36.284		1'48.154	0'36.006	
10 ^a - 1	0'30.716	0'30.716	263.415	0'30.978	0'30.978	264.706	0'32.284	0'32.284	255.320	0'30.793	0'30.793	262.774	0'30.828	0'30.828	261.502
10 ^a - 2	1'12.402	0'41.686	Engelhart	1'13.295	0'42.317	Tappy	1'16.239	0'43.955	Dunbar	1'12.567	0'41.774	Feirão da Veig	1'12.241	0'41.413	Costa
10 ^a - 3	1'48.353	0'35.951		1'49.581	0'36.286		1'54.882	0'38.643		1'48.736	0'36.169		1'48.211	0'35.970	
11 ^a - 1	0'30.675	0'30.675	262.774	0'30.979	0'30.979	263.415	0'32.857	0'32.857	254.717	0'30.690	0'30.690	262.774	0'30.551	0'30.551	262.774
11 ^a - 2	1'13.402	0'42.727	Engelhart	1'14.772	0'43.793	Tappy	1'17.645	0'44.788	Dunbar	1'13.574	0'42.884	Feirão da Veig	1'13.886	0'43.335	Costa
11 ^a - 3	1'52.835	0'39.433		1'53.209	0'38.437		1'56.587	0'38.942		1'52.611	0'39.037		1'53.844	0'39.958	
12 ^a - 1	0'41.479	0'41.479	224.067	0'35.794	0'35.794	213.439	0'32.756	0'32.756	254.118	0'38.845	0'38.845	200.372	0'43.428	0'43.428	198.896
12 ^a - 2	2'05.582	1'24.103	Engelhart	1'57.536	1'21.742	Tappy	1'17.043	0'44.287	Dunbar	2'02.235	1'23.390	Feirão da Veig	2'07.508	1'24.080	Costa
12 ^a - 3	2'54.892	0'49.310		2'44.606	0'47.070		1'55.666	0'38.623		2'50.089	0'47.854		2'57.180	0'49.672	
13 ^a - 1	0'31.546	0'31.546	259.616	0'31.447	0'31.447	260.870	0'32.564	0'32.564	255.320	0'31.940	0'31.940	259.616	0'31.289	0'31.289	258.374
13 ^a - 2	1'13.736	0'42.190	Engelhart	1'13.558	0'42.111	Tappy	1'17.232	0'44.668	Dunbar	1'14.292	0'42.352	Feirão da Veig	1'13.002	0'41.713	Costa
13 ^a - 3	1'50.021	0'36.285		1'50.543	0'36.985		1'55.453	0'38.221		1'50.864	0'36.572		1'48.988	0'35.986	
14 ^a - 1	0'31.013	0'31.013	263.415	0'31.419	0'31.419	264.059	0'32.673	0'32.673	255.925	0'30.762	0'30.762	262.774	0'30.841	0'30.841	262.774
14 ^a - 2	1'12.868	0'41.855	Engelhart	1'13.528	0'42.109	Tappy	1'16.546	0'43.873	Dunbar	1'12.905	0'42.143	Feirão da Veig	1'12.653	0'41.812	Costa
14 ^a - 3	1'49.309	0'36.441		1'50.022	0'36.494		1'55.941	0'39.395		1'49.279	0'36.374		1'48.702	0'36.049	
15 ^a - 1	0'31.012	0'31.012	264.059	0'31.247	0'31.247	264.059	0'32.174	0'32.174	257.757	0'30.821	0'30.821	262.774	0'30.809	0'30.809	262.136
15 ^a - 2	1'13.039	0'42.027	Engelhart	1'13.287	0'42.040	Tappy	1'15.765	0'43.591	Dunbar	1'12.885	0'42.064	Feirão da Veig	1'12.314	0'41.505	Costa
15 ^a - 3	1'50.468	0'37.429		1'50.376	0'37.089		1'58.764	0'42.999	PIT	1'49.215	0'36.330		1'48.310	0'35.996	
16 ^a - 1	0'31.027	0'31.027	259.616	0'31.275	0'31.275	262.774	1'43.532	1'43.532	191.830	0'31.091	0'31.091	264.059	0'30.706	0'30.706	261.502
16 ^a - 2	1'12.760	0'41.733	Engelhart	1'13.184	0'41.909	Tappy	2'29.156	0'45.624	Mowlem	1'13.234	0'42.143	Feirão da Veig	1'12.101	0'41.395	Costa
16 ^a - 3	1'48.667	0'35.907		1'49.660	0'36.476		3'06.820	0'37.664		1'50.089	0'36.855		1'48.199	0'36.098	
17 ^a - 1	0'31.200	0'31.200	262.136	0'31.240	0'31.240	263.415	0'31.826	0'31.826	255.320	0'31.056	0'31.056	262.136	0'31.146	0'31.146	261.502
17 ^a - 2	1'13.066	0'41.866	Engelhart	1'13.408	0'42.168	Tappy	1'14.207	0'42.381	Mowlem	1'13.371	0'42.315	Feirão da Veig	1'12.655	0'41.509	Costa
17 ^a - 3	1'52.782	0'39.716	PIT	1'49.938	0'36.530		1'50.639	0'36.432		1'54.830	0'41.459	PIT	1'49.009	0'36.354	
18 ^a - 1	1'50.364	1'50.364	191.830	0'31.236	0'31.236	262.774	0'31.286	0'31.286	255.925	1'52.662	1'52.662	193.896	0'30.665	0'30.665	262.136
18 ^a - 2	2'32.444	0'42.080	Postiglione	1'13.309	0'42.073		1'13.370	0'42.084	Mowlem	2'34.478	0'41.816	Félix da Costa	1'12.194	0'41.529	Costa
18 ^a - 3	3'08.263	0'35.819		1'50.043	0'36.734		1'49.461	0'36.091		3'10.390	0'35.912		1'52.126	0'39.932	PIT
19 ^a - 1	0'31.069	0'31.069	260.241	0'31.204	0'31.204	262.774	0'31.240	0'31.240	256.533	0'30.753	0'30.753	260.241	1'49.354	1'49.354	189.142
19 ^a - 2	1'12.719	0'41.650	Postiglione	1'13.398	0'42.194	Tappy	1'13.384	0'42.144	Mowlem	1'12.491	0'41.738	Félix da Costa	2'31.489	0'42.135	Frommenwiler
19 ^a - 3	1'49.009	0'36.290		1'50.174	0'36.776		1'49.492	0'36.108		1'48.588	0'36.097		3'09.122	0'37.633	
20 ^a - 1	0'31.498	0'31.498	260.241</												



**Circuit de Catalunya
International GT Open
RACE - 1**

Lap Analysis

28/10/2017

Number	23			24			25			51			54			
	Lap	Lap Time	Partial	Speed	Lap Time	Partial	Speed	Lap Time	Partial	Speed	Lap Time	Partial	Speed	Lap Time	Partial	Speed
22ª - 1	0'31.419	0'31.419		262.774	0'31.126	0'31.126	262.774	0'30.971	0'30.971	256.533	0'30.533	0'30.533	262.774	0'30.579	0'30.579	262.136
22ª - 2	1'13.235	0'41.816	Postiglione		1'13.035	0'41.909	Tappy	1'12.542	0'41.571	Mowlem	1'11.934	0'41.401	Félix da Costa	1'12.043	0'41.464	Frommenwiler
22ª - 3	1'49.167	0'35.932			1'52.864	0'39.829	PIT	1'48.383	0'35.841		1'48.272	0'36.338		1'48.002	0'35.959	
23ª - 1	0'30.991	0'30.991		262.774	1'50.888	1'50.888	191.151	0'31.154	0'31.154	257.143	0'30.678	0'30.678	262.774	0'30.609	0'30.609	261.502
23ª - 2	1'12.594	0'41.603	Postiglione		2'33.911	0'43.023	Benham	1'13.727	0'42.573	Mowlem	1'12.154	0'41.476	Félix da Costa	1'11.731	0'41.122	Frommenwiler
23ª - 3	1'48.616	0'36.022			3'10.643	0'36.732		1'49.902	0'36.175		1'48.051	0'35.897		1'48.002	0'36.271	
24ª - 1	0'30.961	0'30.961		264.059	0'31.396	0'31.396	260.870	0'31.059	0'31.059	256.533	0'30.665	0'30.665	262.774	0'31.386	0'31.386	261.502
24ª - 2	1'12.965	0'42.004	Postiglione		1'13.794	0'42.398	Benham	1'12.883	0'41.824	Mowlem	1'12.323	0'41.658	Félix da Costa	1'13.928	0'42.542	Frommenwiler
24ª - 3	1'49.194	0'36.229			1'50.372	0'36.578		1'48.877	0'35.994		1'48.321	0'35.998		1'50.699	0'36.771	
25ª - 1	0'30.823	0'30.823		262.774	0'31.361	0'31.361	260.870	0'30.959	0'30.959	256.533	0'30.731	0'30.731	262.774	0'30.833	0'30.833	257.143
25ª - 2	1'12.577	0'41.754	Postiglione		1'13.489	0'42.128	Benham	1'12.853	0'41.894	Mowlem	1'12.407	0'41.676	Félix da Costa	1'13.117	0'42.284	Frommenwiler
25ª - 3	1'48.864	0'36.287			1'50.164	0'36.675		1'49.584	0'36.731		1'48.575	0'36.168				
26ª - 1	0'32.062	0'32.062		262.136	0'32.193	0'32.193	262.136	0'31.593	0'31.593	255.925	0'34.452	0'34.452	256.533			
26ª - 2	1'14.792	0'42.730	Postiglione		1'16.441	0'44.248	Benham	1'14.249	0'42.656	Mowlem	1'19.236	0'44.784	Félix da Costa			
26ª - 3	1'52.799	0'38.007			1'54.745	0'38.304		1'51.286	0'37.037		1'56.687	0'37.451				
27ª - 1	0'37.100	0'37.100		254.717	0'32.352	0'32.352	263.415	0'31.642	0'31.642	256.533	0'34.026	0'34.026	262.136			
27ª - 2	1'37.230	1'00.130	Postiglione		1'24.355	0'52.003	Benham	1'14.707	0'43.065	Mowlem	1'34.018	0'59.992	Félix da Costa			
27ª - 3	2'27.597	0'50.367			2'12.333	0'47.978		2'00.317	0'45.610		2'22.267	0'48.249				
28ª - 1	0'31.744	0'31.744		261.502	0'31.781	0'31.781	261.502	0'31.609	0'31.609	256.533	0'31.439	0'31.439	258.993			
28ª - 2	1'14.032	0'42.288	Postiglione		1'14.950	0'43.169	Benham	1'14.326	0'42.717	Mowlem	1'13.834	0'42.395	Félix da Costa			
28ª - 3	1'50.375	0'36.343			1'52.471	0'37.521		1'51.904	0'37.578		1'50.174	0'36.340				
29ª - 1	0'30.939	0'30.939		262.136	0'32.010	0'32.010	263.415	0'31.823	0'31.823	258.374	0'30.905	0'30.905	260.870			
29ª - 2	1'12.931	0'41.992	Postiglione		1'15.109	0'43.099	Benham	1'15.238	0'43.415	Mowlem	1'12.769	0'41.864	Félix da Costa			
29ª - 3	1'49.498	0'36.567			1'52.402	0'37.293		1'53.541	0'38.303		1'49.183	0'36.414				
30ª - 1	0'31.108	0'31.108		263.415	0'31.693	0'31.693	262.136	0'31.447	0'31.447	258.993	0'31.208	0'31.208	262.774			
30ª - 2	1'13.408	0'42.300	Postiglione		1'15.460	0'43.767	Benham	1'16.319	0'44.872	Mowlem	1'13.082	0'41.874	Félix da Costa			
30ª - 3	1'51.173	0'37.765			1'52.046	0'36.586		1'54.280	0'37.961		1'50.113	0'37.031				
31ª - 1	0'30.926	0'30.926		263.415	0'31.326	0'31.326	262.136	0'32.277	0'32.277	255.925	0'30.940	0'30.940	262.136			
31ª - 2	1'13.018	0'42.092	Postiglione		1'13.864	0'42.538	Benham	1'15.098	0'42.821	Mowlem	1'12.968	0'42.028	Félix da Costa			
31ª - 3	1'49.458	0'36.440			1'50.736	0'36.872		1'52.094	0'36.996		1'49.126	0'36.158				
32ª - 1	0'31.044	0'31.044		262.774	0'31.410	0'31.410	262.136	0'31.116	0'31.116	259.616	0'30.832	0'30.832	262.774			
32ª - 2	1'13.173	0'42.129	Postiglione		1'14.222	0'42.812	Benham	1'13.571	0'42.455	Mowlem	1'12.529	0'41.697	Félix da Costa			
32ª - 3	1'49.519	0'36.346			1'51.956	0'37.734		1'50.870	0'37.299		1'48.478	0'35.949				
33ª - 1	0'30.992	0'30.992		262.136	0'31.663	0'31.663	260.241	0'31.397	0'31.397	259.616	0'30.706	0'30.706	262.774			
33ª - 2	1'12.947	0'41.955	Postiglione		1'14.287	0'42.624	Benham	1'14.559	0'43.162	Mowlem	1'12.551	0'41.845	Félix da Costa			
33ª - 3	1'49.321	0'36.374			1'51.070	0'36.783		1'51.447	0'36.888		1'48.884	0'36.333				
34ª - 1	0'31.223	0'31.223		261.502	0'31.698	0'31.698	260.241	0'31.404	0'31.404	258.993	0'31.050	0'31.050	263.415			
34ª - 2	1'13.413	0'42.190	Postiglione		1'14.279	0'42.581	Benham	1'14.289	0'42.885	Mowlem	1'12.858	0'41.808	Félix da Costa			
34ª - 3	1'50.153	0'36.740			1'51.097	0'36.818		1'53.083	0'38.794		1'49.091	0'36.233				
35ª - 1	0'31.005	0'31.005		262.136	0'31.673	0'31.673	261.502	0'31.370	0'31.370	258.374	0'30.598	0'30.598	262.136			
35ª - 2	1'12.886	0'41.881	Postiglione		1'14.258	0'42.585	Benham	1'14.219	0'42.849	Mowlem	1'12.418	0'41.820	Félix da Costa			
35ª - 3	1'49.309	0'36.423			1'51.216	0'36.958		1'52.483	0'38.264		1'48.593	0'36.175				
36ª - 1	0'31.031	0'31.031		262.136	0'32.070	0'32.070	261.502	0'31.234	0'31.234	258.374	0'30.707	0'30.707	260.870			
36ª - 2	1'12.929	0'41.898	Postiglione		1'15.075	0'43.005	Benham	1'13.701	0'42.467	Mowlem	1'12.494	0'41.787	Félix da Costa			
36ª - 3	1'49.082	0'36.153			1'51.912	0'36.837		1'50.865	0'37.164		1'48.645	0'36.151				
37ª - 1	0'31.208	0'31.208		262.136	0'31.560	0'31.560	261.502	0'31.400	0'31.400	259.616	0'30.842	0'30.842	262.774			
37ª - 2	1'13.174	0'41.966	Postiglione		1'14.384	0'42.824	Benham	1'14.116	0'42.716	Mowlem	1'13.310	0'42.468	Félix da Costa			
37ª - 3	1'49.768	0'36.594			1'56.421	0'42.037		1'51.987	0'37.871		1'49.947	0'36.637				

Ideal Lap	
0'30.675	0'30.675
1'12.095	0'41.420
1'47.914	0'35.819

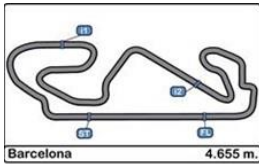
Ideal Lap	
0'30.905	0'30.905
1'12.540	0'41.635
1'48.641	0'36.101

Ideal Lap	
0'30.959	0'30.959
1'12.530	0'41.571
1'48.371	0'35.841

Ideal Lap	
0'30.533	0'30.533
1'11.882	0'41.349
1'47.552	0'35.670

Ideal Lap	
0'30.503	0'30.503
1'11.608	0'41.105
1'47.505	0'35.897

Ideal Best Lap	
0'30.377	0'30.377
1'11.184	0'40.807
1'46.254	0'35.070



**Circuit de Catalunya
International GT Open
RACE - 1**

Lap Analysis

28/10/2017

Number	55			63			65			88			96		
Lap	Lap Time	Partial	Speed	Lap Time	Partial	Speed	Lap Time	Partial	Speed	Lap Time	Partial	Speed	Lap Time	Partial	Speed
1 ^a - 1	0'39.331	0'39.331	217.742	0'35.184	0'35.184	242.153	0'36.131	0'36.131	237.363	0'40.646	0'40.646	227.849	0'39.495	0'39.495	229.300
1 ^a - 2	1'23.242	0'43.911	Farnbacher	1'16.701	0'41.517	Mapelli	1'17.990	0'41.859	Bouvang	1'25.398	0'44.752	West	1'23.443	0'43.948	Ellis
1 ^a - 3	2'01.105	0'37.863		1'52.242	0'35.541		1'53.625	0'35.635		2'04.194	0'38.796		2'01.632	0'38.189	
2 ^a - 1	0'31.376	0'31.376	262.136	0'31.126	0'31.126	259.616	0'30.842	0'30.842	260.241	0'32.240	0'32.240	258.374	0'31.584	0'31.584	260.241
2 ^a - 2	1'13.462	0'42.086	Farnbacher	1'13.040	0'41.914	Mapelli	1'12.407	0'41.565	Bouvang	1'14.965	0'42.725	West	1'14.126	0'42.542	Ellis
2 ^a - 3	1'50.137	0'36.675		1'49.059	0'36.019		1'48.464	0'36.057		1'52.287	0'37.322		1'50.962	0'36.836	
3 ^a - 1	0'31.093	0'31.093	260.241	0'31.019	0'31.019	260.241	0'30.734	0'30.734	260.241	0'31.644	0'31.644	260.241	0'31.149	0'31.149	262.774
3 ^a - 2	1'12.912	0'41.819	Farnbacher	1'12.662	0'41.643	Mapelli	1'12.440	0'41.706	Bouvang	1'14.230	0'42.586	West	1'13.269	0'42.120	Ellis
3 ^a - 3	1'49.377	0'36.465		1'48.564	0'35.902		1'48.349	0'35.909		1'52.282	0'38.052		1'50.129	0'36.860	
4 ^a - 1	0'31.203	0'31.203	261.502	0'30.753	0'30.753	260.870	0'30.806	0'30.806	261.502	0'31.540	0'31.540	260.241	0'31.397	0'31.397	264.059
4 ^a - 2	1'13.380	0'42.177	Farnbacher	1'12.200	0'41.447	Mapelli	1'12.536	0'41.730	Bouvang	1'14.434	0'42.894	West	1'13.431	0'42.034	Ellis
4 ^a - 3	1'49.994	0'36.614		1'48.044	0'35.844		1'48.609	0'36.073		1'51.788	0'37.354		1'49.644	0'36.213	
5 ^a - 1	0'31.062	0'31.062	261.502	0'30.589	0'30.589	260.870	0'30.848	0'30.848	260.241	0'31.589	0'31.589	259.616	0'31.111	0'31.111	262.774
5 ^a - 2	1'12.930	0'41.868	Farnbacher	1'11.740	0'41.151	Mapelli	1'12.431	0'41.583	Bouvang	1'13.939	0'42.350	West	1'13.414	0'42.303	Ellis
5 ^a - 3	1'49.193	0'36.263		1'47.390	0'35.650		1'48.371	0'35.940		1'50.786	0'36.847		1'49.768	0'36.354	
6 ^a - 1	0'31.355	0'31.355	256.533	0'30.686	0'30.686	261.502	0'30.680	0'30.680	260.870	0'32.016	0'32.016	260.241	0'31.124	0'31.124	265.357
6 ^a - 2	1'13.075	0'41.720	Farnbacher	1'12.095	0'41.409	Mapelli	1'12.478	0'41.798	Bouvang	1'14.448	0'42.432	West	1'13.844	0'42.720	Ellis
6 ^a - 3	1'49.321	0'36.246		1'47.714	0'35.619		1'49.608	0'37.130		1'51.963	0'37.515		1'50.080	0'36.236	
7 ^a - 1	0'31.060	0'31.060	263.415	0'30.588	0'30.588	262.774	0'30.883	0'30.883	262.136	0'31.307	0'31.307	259.616	0'31.133	0'31.133	264.059
7 ^a - 2	1'13.160	0'42.100	Farnbacher	1'12.011	0'41.423	Mapelli	1'12.647	0'41.764	Bouvang	1'13.906	0'42.599	West	1'13.578	0'43.445	Ellis
7 ^a - 3	1'49.764	0'36.604		1'47.713	0'35.702		1'48.953	0'36.306		1'50.449	0'36.543		1'51.121	0'36.543	
8 ^a - 1	0'31.024	0'31.024	264.059	0'30.738	0'30.738	260.870	0'30.900	0'30.900	261.502	0'31.314	0'31.314	260.241	0'31.448	0'31.448	261.502
8 ^a - 2	1'13.219	0'42.195	Farnbacher	1'12.224	0'41.486	Mapelli	1'12.401	0'41.501	Bouvang	1'13.719	0'42.405	West	1'13.477	0'42.029	Ellis
8 ^a - 3	1'49.518	0'36.299		1'47.810	0'35.586		1'48.433	0'36.032		1'50.576	0'36.857		1'50.069	0'36.592	
9 ^a - 1	0'31.169	0'31.169	261.502	0'30.740	0'30.740	261.502	0'30.867	0'30.867	262.136	0'31.604	0'31.604	258.374	0'31.103	0'31.103	261.502
9 ^a - 2	1'13.149	0'41.980	Farnbacher	1'12.110	0'41.370	Mapelli	1'12.532	0'41.665	Bouvang	1'13.837	0'42.233	West	1'12.873	0'41.770	Ellis
9 ^a - 3	1'49.155	0'36.006		1'47.773	0'35.663		1'48.653	0'36.121		1'50.674	0'36.837		1'48.819	0'35.946	
10 ^a - 1	0'31.280	0'31.280	262.136	0'30.691	0'30.691	262.136	0'30.885	0'30.885	261.502	0'31.473	0'31.473	258.993	0'30.859	0'30.859	262.136
10 ^a - 2	1'13.203	0'41.923	Farnbacher	1'12.096	0'41.405	Mapelli	1'12.638	0'41.753	Bouvang	1'14.041	0'42.568	West	1'12.602	0'41.743	Ellis
10 ^a - 3	1'49.636	0'36.433		1'47.732	0'35.636		1'48.819	0'36.181		1'50.977	0'36.936		1'48.682	0'36.080	
11 ^a - 1	0'30.838	0'30.838	262.136	0'30.655	0'30.655	262.136	0'30.780	0'30.780	261.502	0'31.857	0'31.857	260.870	0'30.880	0'30.880	262.774
11 ^a - 2	1'15.030	0'44.192	Farnbacher	1'12.477	0'41.822	Mapelli	1'13.464	0'42.684	Bouvang	1'15.795	0'43.938	West	1'13.320	0'42.440	Ellis
11 ^a - 3	1'53.413	0'38.383		1'56.531	0'44.054		1'52.697	0'39.233		1'53.431	0'37.636		1'51.709	0'38.389	
12 ^a - 1	0'35.586	0'35.586	213.862	0'44.196	0'44.196	194.946	0'42.226	0'42.226	193.203	0'32.015	0'32.015	259.616	0'35.307	0'35.307	202.248
12 ^a - 2	1'57.535	1'21.949	Farnbacher	2'08.527	1'24.331	Mapelli	2'05.929	1'23.703	Bouvang	1'43.788	1'11.773	West	1'57.532	1'22.225	Ellis
12 ^a - 3	2'44.329	0'46.794		2'58.265	0'49.738		2'55.768	0'49.839		2'30.957	0'47.169		2'44.005	0'46.473	
13 ^a - 1	0'31.432	0'31.432	262.136	0'31.314	0'31.314	257.757	0'31.417	0'31.417	259.616	0'32.199	0'32.199	258.993	0'31.472	0'31.472	261.502
13 ^a - 2	1'14.286	0'42.854	Farnbacher	1'13.044	0'41.730	Mapelli	1'13.431	0'42.014	Bouvang	1'15.577	0'43.378	West	1'13.853	0'42.381	Ellis
13 ^a - 3	1'51.331	0'37.045		1'49.116	0'36.072		1'49.694	0'36.263		1'52.930	0'37.353		1'50.498	0'36.645	
14 ^a - 1	0'31.130	0'31.130	262.136	0'31.027	0'31.027	262.136	0'31.243	0'31.243	259.616	0'31.565	0'31.565	260.870	0'31.216	0'31.216	263.415
14 ^a - 2	1'13.505	0'42.375	Farnbacher	1'12.699	0'41.672	Mapelli	1'13.082	0'41.839	Bouvang	1'14.373	0'42.808	West	1'13.526	0'42.310	Ellis
14 ^a - 3	1'49.916	0'36.411		1'48.636	0'35.937		1'49.543	0'36.461		1'51.809	0'37.436		1'49.920	0'36.394	
15 ^a - 1	0'31.157	0'31.157	262.774	0'30.713	0'30.713	261.502	0'31.008	0'31.008	262.136	0'31.877	0'31.877	260.241	0'31.223	0'31.223	266.010
15 ^a - 2	1'13.375	0'42.218	Farnbacher	1'12.153	0'41.440	Mapelli	1'13.113	0'42.105	Bouvang	1'14.541	0'42.664	West	1'13.352	0'42.129	Ellis
15 ^a - 3	1'50.445	0'37.070		1'47.924	0'35.771		1'55.487	0'42.374	PIT	1'55.746	0'41.205	PIT	1'50.271	0'36.919	
16 ^a - 1	0'31.076	0'31.076	261.502	0'30.743	0'30.743	262.774	1'48.318	1'48.318	191.490	1'54.757	1'54.757	191.490	0'31.268	0'31.268	265.357
16 ^a - 2	1'13.124	0'42.048	Farnbacher	1'12.416	0'41.673	Mapelli	2'30.120	0'41.802	Rueda	2'36.644	0'41.887	Ledogar	1'13.514	0'42.246	Ellis
16 ^a - 3	1'49.615	0'36.491		1'48.273	0'35.857		3'05.670	0'35.550		3'12.552	0'35.908		1'49.930	0'36.416	
17 ^a - 1	0'30.974	0'30.974	261.502	0'30.915	0'30.915	261.502	0'30.725	0'30.725	260.241	0'31.086	0'31.086	260.870	0'31.198	0'31.198	264.059
17 ^a - 2	1'13.143	0'42.169	Farnbacher	1'12.596	0'41.681	Mapelli	1'11.664	0'40.939	Rueda	1'12.518	0'41.432	Ledogar	1'14.335	0'43.137	Ellis
17 ^a - 3	1'49.823	0'36.680		1'48.455	0'35.859		1'46.734	0'35.070		1'48.502	0'35.984		1'55.596	0'41.261	PIT
18 ^a - 1	0'31.062	0'31.062	262.774	0'30.762	0'30.762	262.136	0'30.528	0'30.528	258.993	0'30.942	0'30.942	259.616	1'42.012	1'42.012	175.896
18 ^a - 2	1'13.425	0'42.363	Farnbacher	1'12.413	0'41.651	Mapelli	1'11.405	0'40.877	Rueda	1'12.468	0'41.526	Ledogar	2'24.629	0'42.617	Wilkinson
18 ^a - 3	1'50.280	0'36.855		1'52.025	0'39.612	PIT	1'46.575	0'35.170		1'48.055	0'35.587		3'02.626	0'37.997	
19 ^a - 1	0'31.074	0'31.074	261.502	1'49.053	1'49.053	193.203	0'30.759	0'30.759	260.241	0'30.842	0'30.842	258.374	0'31.556	0'31.556	258.374
19 ^a - 2	1'13.306	0'42.232	Farnbacher	2'30.382	0'41.329	Venturini	1'12.584	0'41.825	Rueda	1'12.324	0'41.482	Ledogar	1'14.373	0'42.817	Wilkinson
19 ^a - 3	1'54.319	0'41.013	PIT	3'06.003	0'35.621		1'49.547	0'36.963		1'47.848	0'35.524		1'50.876	0'36.503	
20 ^a - 1	1'39.708	1'39.708	189.142	0'30.590	0'30.590	260.241	0'30.734	0'30.734	264.706	0'30.788	0'30.788	260.870	0'31.630	0'31.630	262.136
20 ^a - 2	2'21.440	0'41.732	Farnbacher	1'11.602	0'41.012	Venturini	1'12.114	0'41.380	Rueda	1'12.313	0'41.525	Ledogar	1'13.694	0'42.064	Wilkinson
20 ^a - 3	2'57.291	0'35.851		1'47.133	0'35.531		1'47.665	0'35.551		1'48.307	0'35.994		1'50.576	0'36.882	
21 ^a - 1	0'30.512	0'30.512	260.241	0'30.382	0'30.382	260.870	0'30.401	0'30.401	264.059	0'30.840	0'30.840	261.502	0'31.420	0'31.420	260.241
21 ^a - 2	1'11.854	0'41.342	Farnbacher	1'11.457	0'41.075	Venturini	1'12.032	0'41.631	Rueda	1'12.807	0'41.967	Ledogar	1'13.661	0'42.241	Wilkinson



Circuito de Catalunya
International GT Open
RACE - 1

Lap Analysis

28/10/2017

Number	55			63			65			88			96		
	Lap	Lap Time	Partial	Speed	Lap Time	Partial	Speed	Lap Time	Partial	Speed	Lap Time	Partial	Speed	Lap Time	Partial
22 ^a - 1	0'30.517	0'30.517	259.616	0'30.455	0'30.455	262.136	0'30.568	0'30.568	263.415	0'30.891	0'30.891	260.241	0'31.087	0'31.087	262.136
22 ^a - 2	1'12.524	0'42.007	Farnbacher	1'11.678	0'41.223	Venturini	1'11.852	0'41.284	Rueda	1'12.678	0'41.787	Ledogar	1'13.434	0'42.347	Wilkinson
22 ^a - 3	1'48.548	0'36.024		1'47.079	0'35.401		1'47.696	0'35.844		1'48.632	0'35.954		1'50.980	0'37.546	
23 ^a - 1	0'30.580	0'30.580	260.870	0'30.484	0'30.484	260.870	0'30.668	0'30.668	264.059	0'31.010	0'31.010	262.774	0'32.044	0'32.044	262.774
23 ^a - 2	1'12.006	0'41.426	Farnbacher	1'11.657	0'41.173	Venturini	1'12.082	0'41.414	Rueda	1'12.987	0'41.977	Ledogar	1'14.722	0'42.678	Wilkinson
23 ^a - 3	1'48.088	0'36.082		1'47.301	0'35.644		1'48.062	0'35.980		1'50.228	0'37.241		1'52.112	0'37.390	
24 ^a - 1	0'30.462	0'30.462	260.870	0'30.690	0'30.690	260.870	0'31.731	0'31.731	260.870	0'31.177	0'31.177	258.993	0'31.277	0'31.277	264.059
24 ^a - 2	1'12.227	0'41.765	Farnbacher	1'12.003	0'41.313	Venturini	1'13.472	0'41.741	Rueda	1'13.145	0'41.968	Ledogar	1'14.081	0'42.804	Wilkinson
24 ^a - 3	1'48.170	0'35.943		1'47.790	0'35.787		1'49.290	0'35.818		1'49.499	0'36.354		1'50.875	0'36.794	
25 ^a - 1	0'30.648	0'30.648	260.870	0'30.617	0'30.617	261.502	0'30.765	0'30.765	264.706	0'31.383	0'31.383	260.241	0'31.536	0'31.536	262.774
25 ^a - 2	1'12.207	0'41.559	Farnbacher	1'12.133	0'41.516	Venturini	1'12.352	0'41.587	Rueda	1'13.316	0'41.933	Ledogar	1'14.157	0'42.621	Wilkinson
25 ^a - 3	1'49.855	0'37.648		1'48.053	0'35.920		1'48.260	0'35.908		1'50.619	0'37.303		1'51.535	0'37.378	
26 ^a - 1	0'31.574	0'31.574	261.502	0'30.697	0'30.697	261.502	0'31.689	0'31.689	262.136	0'32.148	0'32.148	260.241	0'31.676	0'31.676	262.136
26 ^a - 2	1'14.530	0'42.956	Farnbacher	1'19.016	0'48.319	Venturini	1'15.980	0'44.291	Rueda	1'15.256	0'43.108	Ledogar	1'14.699	0'43.023	Wilkinson
26 ^a - 3	1'52.593	0'38.063		1'59.416	0'40.400		1'54.805	0'38.825		1'53.372	0'38.116		1'52.907	0'38.208	
27 ^a - 1	0'36.820	0'36.820	205.715	0'41.920	0'41.920	197.803	0'40.002	0'40.002	178.513	0'32.630	0'32.630	252.337	0'32.208	0'32.208	260.870
27 ^a - 2	1'38.751	1'01.931	Farnbacher	1'44.843	1'02.923	Venturini	1'42.527	1'02.525	Rueda	1'24.087	0'51.457	Ledogar	1'24.427	0'52.219	Wilkinson
27 ^a - 3	2'29.367	0'50.616		2'36.925	0'52.082		2'33.963	0'51.436		2'11.485	0'47.398		2'12.375	0'47.948	
28 ^a - 1	0'31.258	0'31.258	260.870	0'31.157	0'31.157	259.616	0'31.307	0'31.307	260.870	0'31.814	0'31.814	258.993	0'31.710	0'31.710	264.059
28 ^a - 2	1'13.642	0'42.384	Farnbacher	1'13.075	0'41.918	Venturini	1'13.182	0'41.875	Rueda	1'14.207	0'42.393	Ledogar	1'14.736	0'43.026	Wilkinson
28 ^a - 3	1'50.557	0'36.915		1'49.230	0'36.155		1'49.350	0'36.168		1'52.218	0'38.011		1'52.559	0'37.823	
29 ^a - 1	0'30.802	0'30.802	262.136	0'31.011	0'31.011	260.241	0'30.961	0'30.961	262.136	0'31.450	0'31.450	261.502	0'31.972	0'31.972	265.357
29 ^a - 2	1'12.768	0'41.966	Farnbacher	1'12.800	0'41.789	Venturini	1'12.650	0'41.689	Rueda	1'14.336	0'42.886	Ledogar	1'16.180	0'44.208	Wilkinson
29 ^a - 3	1'49.099	0'36.331		1'48.639	0'35.839		1'48.888	0'36.238		1'51.624	0'37.288		1'53.535	0'37.355	
30 ^a - 1	0'30.908	0'30.908	260.241	0'30.837	0'30.837	260.870	0'30.935	0'30.935	261.502	0'31.729	0'31.729	262.774	0'31.931	0'31.931	263.415
30 ^a - 2	1'12.658	0'41.750	Farnbacher	1'12.339	0'41.502	Venturini	1'12.812	0'41.877	Rueda	1'14.480	0'42.751	Ledogar	1'16.298	0'44.367	Wilkinson
30 ^a - 3	1'48.855	0'36.197		1'48.360	0'36.021		1'48.868	0'36.056		1'50.691	0'36.211		1'53.310	0'37.012	
31 ^a - 1	0'30.719	0'30.719	260.870	0'30.730	0'30.730	262.136	0'30.926	0'30.926	262.774	0'31.274	0'31.274	260.241	0'31.356	0'31.356	262.774
31 ^a - 2	1'12.613	0'41.894	Farnbacher	1'12.373	0'41.643	Venturini	1'12.743	0'41.817	Rueda	1'13.260	0'41.986	Ledogar	1'15.265	0'43.909	Wilkinson
31 ^a - 3	1'48.994	0'36.381		1'48.359	0'35.986		1'48.758	0'36.015		1'49.722	0'36.462		1'52.453	0'37.188	
32 ^a - 1	0'30.698	0'30.698	261.502	0'30.882	0'30.882	260.870	0'30.799	0'30.799	263.415	0'31.225	0'31.225	261.502	0'31.262	0'31.262	262.774
32 ^a - 2	1'12.689	0'41.991	Farnbacher	1'12.434	0'41.552	Venturini	1'12.571	0'41.772	Rueda	1'13.427	0'42.202	Ledogar	1'15.052	0'43.790	Wilkinson
32 ^a - 3	1'48.933	0'36.244		1'48.315	0'35.881		1'48.656	0'36.085		1'49.669	0'36.242		1'52.168	0'37.116	
33 ^a - 1	0'30.551	0'30.551	261.502	0'30.791	0'30.791	260.870	0'30.843	0'30.843	261.502	0'31.822	0'31.822	260.870	0'31.610	0'31.610	262.774
33 ^a - 2	1'12.172	0'41.621	Farnbacher	1'12.372	0'41.581	Venturini	1'12.539	0'41.696	Rueda	1'15.094	0'43.272	Ledogar	1'14.193	0'42.583	Wilkinson
33 ^a - 3	1'48.333	0'36.161		1'48.347	0'35.975		1'48.685	0'36.146		1'51.864	0'36.770		1'51.804	0'37.611	
34 ^a - 1	0'30.720	0'30.720	260.241	0'30.977	0'30.977	260.241	0'30.875	0'30.875	262.136	0'31.240	0'31.240	260.870	0'31.397	0'31.397	262.136
34 ^a - 2	1'12.729	0'42.009	Farnbacher	1'12.633	0'41.656	Venturini	1'12.745	0'41.870	Rueda	1'13.965	0'42.725	Ledogar	1'14.404	0'43.007	Wilkinson
34 ^a - 3	1'49.047	0'36.318		1'48.642	0'36.009		1'48.869	0'36.124		1'51.004	0'37.039		1'53.039	0'38.635	
35 ^a - 1	0'30.625	0'30.625	260.870	0'30.807	0'30.807	260.870	0'30.938	0'30.938	260.870	0'31.324	0'31.324	260.241	0'31.561	0'31.561	264.706
35 ^a - 2	1'12.579	0'41.954	Farnbacher	1'12.450	0'41.643	Venturini	1'12.526	0'41.588	Rueda	1'13.576	0'42.252	Ledogar	1'14.441	0'42.880	Wilkinson
35 ^a - 3	1'49.063	0'36.484		1'48.423	0'35.973		1'48.933	0'36.407		1'50.297	0'36.721		1'51.703	0'37.262	
36 ^a - 1	0'30.709	0'30.709	260.870	0'30.727	0'30.727	261.502	0'30.948	0'30.948	262.774	0'31.326	0'31.326	258.993	0'31.592	0'31.592	262.136
36 ^a - 2	1'12.637	0'41.928	Farnbacher	1'12.446	0'41.719	Venturini	1'12.608	0'41.660	Rueda	1'13.748	0'42.422	Ledogar	1'14.263	0'42.671	Wilkinson
36 ^a - 3	1'48.966	0'36.329		1'48.491	0'36.045		1'48.775	0'36.167		1'49.996	0'36.248		1'51.689	0'37.426	
37 ^a - 1	0'30.798	0'30.798	260.870	0'30.962	0'30.962	261.502	0'30.918	0'30.918	258.993	0'31.239	0'31.239	259.616	0'31.347	0'31.347	264.059
37 ^a - 2	1'12.898	0'42.100	Farnbacher	1'12.672	0'41.710	Venturini	1'12.779	0'41.861	Rueda	1'13.683	0'42.444	Ledogar	1'14.359	0'43.012	Wilkinson
37 ^a - 3	1'49.264	0'36.366		1'49.200	0'36.528		1'54.344	0'41.565		1'53.561	0'39.878		1'51.789	0'37.430	

Ideal Lap	
0'30.462	0'30.462
1'11.804	0'41.342
1'47.541	0'35.737

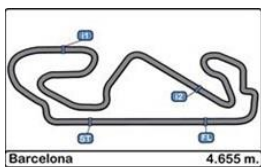
Ideal Lap	
0'30.382	0'30.382
1'11.394	0'41.012
1'46.775	0'35.381

Ideal Lap	
0'30.401	0'30.401
1'11.278	0'40.877
1'46.348	0'35.070

Ideal Lap	
0'30.788	0'30.788
1'12.220	0'41.432
1'47.744	0'35.524

Ideal Lap	
0'30.859	0'30.859
1'12.602	0'41.743
1'48.548	0'35.946

Ideal Best Lap	
0'30.377	0'30.377
1'11.184	0'40.807
1'46.254	0'35.070

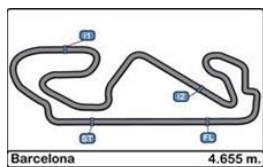


**Circuit de Catalunya
International GT Open
RACE - 1**

Lap Analysis

28/10/2017

Number	99			333			488			555		
	Lap Time	Partial	Speed	Lap Time	Partial	Speed	Lap Time	Partial	Speed	Lap Time	Partial	Speed
1ª - 1	0'40.082	0'40.082	217.742	0'39.049	0'39.049	232.259	0'37.971	0'37.971	225.942	0'43.978	0'43.978	250.001
1ª - 2	1'24.717	0'44.635	Coimbra	1'22.961	0'43.912	Salikhov	1'21.585	0'43.614	Ramos	1'44.965	1'00.987	Liuzzi
1ª - 3	2'03.143	0'38.426		2'00.897	0'37.936		1'59.722	0'38.137		2'36.906	0'51.941	PIT
2ª - 1	0'32.142	0'32.142	262.136	0'31.515	0'31.515	262.136	0'31.209	0'31.209	257.757			
2ª - 2	1'14.934	0'42.792	Coimbra	1'14.597	0'43.082	Salikhov	1'13.223	0'42.014	Ramos			
2ª - 3	1'52.285	0'37.351		1'51.274	0'36.677		1'49.720	0'36.497				
3ª - 1	0'31.466	0'31.466	260.870	0'31.204	0'31.204	260.241	0'31.133	0'31.133	257.757			
3ª - 2	1'14.716	0'43.250	Coimbra	1'13.353	0'42.149	Salikhov	1'13.092	0'41.959	Ramos			
3ª - 3	1'52.798	0'38.082		1'50.141	0'36.788		1'50.039	0'36.947				
4ª - 1	0'31.612	0'31.612	260.870	0'31.419	0'31.419	260.870	0'31.467	0'31.467	259.616			
4ª - 2	1'14.655	0'43.043	Coimbra	1'13.108	0'41.689	Salikhov	1'13.777	0'42.310	Ramos			
4ª - 3	1'51.776	0'37.121		1'49.542	0'36.434		1'50.159	0'36.382				
5ª - 1	0'31.515	0'31.515	260.241	0'31.311	0'31.311	262.774	0'31.080	0'31.080	259.616			
5ª - 2	1'14.017	0'42.502	Coimbra	1'12.943	0'41.632	Salikhov	1'13.009	0'41.929	Ramos			
5ª - 3	1'50.885	0'36.868		1'49.023	0'36.080		1'49.681	0'36.672				
6ª - 1	0'32.007	0'32.007	260.241	0'31.106	0'31.106	262.136	0'30.932	0'30.932	258.374			
6ª - 2	1'14.506	0'42.499	Coimbra	1'13.028	0'41.922	Salikhov	1'13.156	0'42.224	Ramos			
6ª - 3	1'51.930	0'37.424		1'49.380	0'36.352		1'49.517	0'36.361				
7ª - 1	0'31.215	0'31.215	259.616	0'30.881	0'30.881	262.136	0'31.019	0'31.019	257.757			
7ª - 2	1'13.782	0'42.567	Coimbra	1'12.797	0'41.916	Salikhov	1'13.044	0'42.025	Ramos			
7ª - 3	1'50.342	0'36.560		1'49.378	0'36.581		1'49.787	0'36.743				
8ª - 1	0'31.313	0'31.313	260.241	0'30.848	0'30.848	261.502	0'31.100	0'31.100	257.757			
8ª - 2	1'13.688	0'42.375	Coimbra	1'13.207	0'42.359	Salikhov	1'12.760	0'41.660	Ramos			
8ª - 3	1'50.453	0'36.765		1'49.428	0'36.221		1'49.233	0'36.473				
9ª - 1	0'31.319	0'31.319	259.616	0'30.964	0'30.964	260.870	0'30.938	0'30.938	258.374			
9ª - 2	1'13.585	0'42.266	Coimbra	1'12.910	0'41.946	Salikhov	1'12.818	0'41.880	Ramos			
9ª - 3	1'50.300	0'36.715		1'49.214	0'36.304		1'49.034	0'36.216				
10ª - 1	0'31.319	0'31.319	260.241	0'30.877	0'30.877	261.502	0'31.136	0'31.136	258.993			
10ª - 2	1'13.513	0'42.194	Coimbra	1'19.921	0'49.044	Salikhov	1'12.904	0'41.768	Ramos			
10ª - 3	1'50.638	0'37.125		1'55.984	0'36.063		1'48.919	0'36.015				
11ª - 1	0'31.142	0'31.142	260.870	0'31.032	0'31.032	259.616	0'31.023	0'31.023	258.374			
11ª - 2	1'14.700	0'43.558	Coimbra	1'13.905	0'42.873	Salikhov	1'13.901	0'42.878	Ramos			
11ª - 3	1'52.760	0'38.060		1'51.788	0'37.883		1'52.795	0'38.894				
12ª - 1	0'32.482	0'32.482	259.616	0'32.600	0'32.600	259.616	0'36.493	0'36.493	221.766			
12ª - 2	1'45.210	1'12.728	Coimbra	1'54.375	1'21.775	Salikhov	1'58.655	1'22.162	Ramos			
12ª - 3	2'32.079	0'46.869		2'41.229	0'46.854		2'45.934	0'47.279				
13ª - 1	0'33.024	0'33.024	260.241	0'31.391	0'31.391	259.616	0'31.598	0'31.598	258.374			
13ª - 2	1'16.089	0'43.065	Coimbra	1'13.813	0'42.422	Salikhov	1'14.209	0'42.611	Ramos			
13ª - 3	1'53.000	0'36.911		1'50.468	0'36.655		1'51.254	0'37.045				
14ª - 1	0'31.608	0'31.608	260.870	0'31.192	0'31.192	261.502	0'31.186	0'31.186	258.993			
14ª - 2	1'14.709	0'43.101	Coimbra	1'13.456	0'42.264	Salikhov	1'13.555	0'42.369	Ramos			
14ª - 3	1'51.674	0'36.965		1'50.225	0'36.769		1'49.940	0'36.385				
15ª - 1	0'31.447	0'31.447	260.870	0'31.334	0'31.334	258.993	0'31.250	0'31.250	258.374			
15ª - 2	1'14.036	0'42.589	Coimbra	1'13.221	0'41.887	Salikhov	1'13.487	0'42.237	Ramos			
15ª - 3	1'51.239	0'37.203		1'49.843	0'36.622		1'54.874	0'41.387	PIT			
16ª - 1	0'31.473	0'31.473	260.241	0'31.185	0'31.185	262.774	1'44.171	1'44.171	192.514			
16ª - 2	1'13.847	0'42.374	Coimbra	1'13.509	0'42.324	Salikhov	2'25.657	0'41.486	Mac			
16ª - 3	1'50.517	0'36.670		1'49.888	0'36.379		3'01.057	0'35.400				
17ª - 1	0'32.091	0'32.091	260.870	0'31.170	0'31.170	262.774	0'30.574	0'30.574	257.143			
17ª - 2	1'14.292	0'42.201	Coimbra	1'13.368	0'42.198	Salikhov	1'11.727	0'41.153	Mac			
17ª - 3	1'51.181	0'36.889		1'49.745	0'36.377		1'46.989	0'35.262				
18ª - 1	0'31.508	0'31.508	260.241	0'31.118	0'31.118	262.136	0'30.565	0'30.565	257.757			
18ª - 2	1'15.366	0'43.858	Coimbra	1'13.089	0'41.971	Salikhov	1'11.549	0'40.984	Mac			
18ª - 3	1'52.453	0'37.087		1'49.746	0'36.657		1'46.707	0'35.158				
19ª - 1	0'31.382	0'31.382	260.870	0'31.184	0'31.184	262.136	0'30.478	0'30.478	256.533			
19ª - 2	1'13.603	0'42.221	Coimbra	1'13.657	0'42.473	Salikhov	1'11.641	0'41.163	Mac			
19ª - 3	1'50.267	0'36.664		1'50.321	0'36.664		1'47.892	0'36.251				
20ª - 1	0'31.303	0'31.303	260.241	0'31.219	0'31.219	261.502	0'30.730	0'30.730	257.757			
20ª - 2	1'13.320	0'42.017	Coimbra	1'13.239	0'42.020	Salikhov	1'11.888	0'41.158	Mac			
20ª - 3	1'50.016	0'36.696		1'49.721	0'36.482		1'47.309	0'35.421				
21ª - 1	0'31.272	0'31.272	259.616	0'31.277	0'31.277	261.502	0'30.687	0'30.687	257.757			
21ª - 2	1'13.221	0'41.949	Coimbra	1'13.545	0'42.268	Salikhov	1'12.266	0'41.579	Mac			
21ª - 3	1'50.245	0'37.024		1'55.018	0'41.473	PIT	1'47.901	0'35.635				



Circuit de Catalunya
International GT Open
RACE - 1

Lap Analysis

28/10/2017

Number	99			333			488			555		
	Lap Time	Partial	Speed	Lap Time	Partial	Speed	Lap Time	Partial	Speed	Lap Time	Partial	Speed
22 ^a - 1	0'31.233	0'31.233	260.241	1'48.906	1'48.906	192.858	0'30.606	0'30.606	257.757			
22 ^a - 2	1'13.296	0'42.063	Coimbra	2'31.818	0'42.912	Borisov	1'11.869	0'41.263	Mac			
22 ^a - 3	1'55.578	0'42.282	PIT	3'08.547	0'36.729		1'47.440	0'35.571				
23 ^a - 1	1'59.017	1'59.017	165.391	0'31.472	0'31.472	258.374	0'30.694	0'30.694	257.143			
23 ^a - 2	2'42.556	0'43.539	Silva	1'14.011	0'42.539	Borisov	1'12.058	0'41.364	Mac			
23 ^a - 3	3'20.060	0'37.504		1'50.806	0'36.795		1'48.728	0'36.670				
24 ^a - 1	0'32.106	0'32.106	258.374	0'31.565	0'31.565	259.616	0'31.560	0'31.560	254.717			
24 ^a - 2	1'15.374	0'43.268	Silva	1'13.969	0'42.404	Borisov	1'12.895	0'41.335	Mac			
24 ^a - 3	1'52.619	0'37.245		1'50.150	0'36.181		1'48.799	0'35.904				
25 ^a - 1	0'31.902	0'31.902	256.533	0'31.303	0'31.303	259.616	0'30.725	0'30.725	257.143			
25 ^a - 2	1'15.480	0'43.578	Silva	1'13.974	0'42.671	Borisov	1'12.243	0'41.518	Mac			
25 ^a - 3	1'53.643	0'38.163		1'51.330	0'37.356		1'48.033	0'35.790				
26 ^a - 1	0'32.131	0'32.131	256.533	0'32.054	0'32.054	257.757	0'31.067	0'31.067	257.143			
26 ^a - 2	1'14.810	0'42.679	Silva	1'15.051	0'42.997	Borisov	1'15.041	0'43.974	Mac			
26 ^a - 3	1'52.078	0'37.268		1'53.063	0'38.012		1'53.887	0'38.846				
27 ^a - 1	0'32.198	0'32.198	257.143	0'32.028	0'32.028	260.870	0'40.537	0'40.537	194.946			
27 ^a - 2	1'15.277	0'43.079	Silva	1'24.479	0'52.451	Borisov	1'43.015	1'02.478	Mac			
27 ^a - 3	1'52.644	0'37.367		2'12.294	0'47.815		2'34.930	0'51.915				
28 ^a - 1	0'31.886	0'31.886	257.757	0'32.476	0'32.476	259.616	0'31.345	0'31.345	256.533			
28 ^a - 2	1'14.704	0'42.818	Silva	1'15.125	0'42.649	Borisov	1'13.229	0'41.884	Mac			
28 ^a - 3	1'51.888	0'37.184		1'52.739	0'37.614		1'49.370	0'36.141				
29 ^a - 1	0'31.868	0'31.868	258.993	0'31.577	0'31.577	263.415	0'31.081	0'31.081	257.143			
29 ^a - 2	1'14.656	0'42.788	Silva	1'15.560	0'43.983	Borisov	1'12.829	0'41.748	Mac			
29 ^a - 3	1'52.024	0'37.368		1'53.260	0'37.700		1'48.704	0'35.875				
30 ^a - 1	0'31.760	0'31.760	258.374	0'31.644	0'31.644	259.616	0'30.901	0'30.901	257.143			
30 ^a - 2	1'14.422	0'42.662	Silva	1'16.647	0'45.003	Borisov	1'12.629	0'41.728	Mac			
30 ^a - 3	1'51.708	0'37.286		1'55.100	0'38.453		1'48.776	0'36.147				
31 ^a - 1	0'31.502	0'31.502	260.241	0'31.895	0'31.895	261.502	0'31.041	0'31.041	255.925			
31 ^a - 2	1'13.837	0'42.335	Silva	1'14.145	0'42.250	Borisov	1'12.744	0'41.703	Mac			
31 ^a - 3	1'51.316	0'37.479		1'50.729	0'36.584		1'48.899	0'36.155				
32 ^a - 1	0'31.597	0'31.597	259.616	0'31.498	0'31.498	261.502	0'30.852	0'30.852	257.143			
32 ^a - 2	1'14.594	0'42.997	Silva	1'13.952	0'42.454	Borisov	1'12.418	0'41.566	Mac			
32 ^a - 3	1'52.769	0'38.175		1'50.347	0'36.395		1'48.318	0'35.900				
33 ^a - 1	0'31.939	0'31.939	259.616	0'31.325	0'31.325	259.616	0'30.931	0'30.931	257.757			
33 ^a - 2	1'14.545	0'42.606	Silva	1'14.205	0'42.880	Borisov	1'12.732	0'41.801	Mac			
33 ^a - 3	1'51.902	0'37.357		1'51.352	0'37.147		1'48.610	0'35.878				
34 ^a - 1	0'31.527	0'31.527	257.757	0'31.460	0'31.460	260.870	0'30.954	0'30.954	257.143			
34 ^a - 2	1'14.374	0'42.847	Silva	1'15.849	0'44.389	Borisov	1'12.566	0'41.612	Mac			
34 ^a - 3	1'51.164	0'36.790		1'53.701	0'37.852		1'48.510	0'35.944				
35 ^a - 1	0'31.751	0'31.751	260.241	0'31.363	0'31.363	261.502	0'30.693	0'30.693	258.374			
35 ^a - 2	1'14.958	0'43.207	Silva	1'13.809	0'42.446	Borisov	1'12.242	0'41.549	Mac			
35 ^a - 3	1'52.155	0'37.197		1'50.384	0'36.575		1'48.322	0'36.080				
36 ^a - 1	0'31.544	0'31.544	260.241	0'31.189	0'31.189	260.241	0'31.072	0'31.072	255.320			
36 ^a - 2	1'14.259	0'42.715	Silva	1'13.405	0'42.216	Borisov	1'12.591	0'41.519	Mac			
36 ^a - 3	1'51.423	0'37.164		1'50.376	0'36.971		1'48.751	0'36.160				
37 ^a - 1	0'31.561	0'31.561	259.616	0'31.251	0'31.251	260.870	0'30.731	0'30.731	258.374			
37 ^a - 2	1'14.758	0'43.197	Silva	1'13.490	0'42.239	Borisov	1'12.346	0'41.615	Mac			
37 ^a - 3	1'52.458	0'37.700		1'50.286	0'36.796		1'48.353	0'36.007				

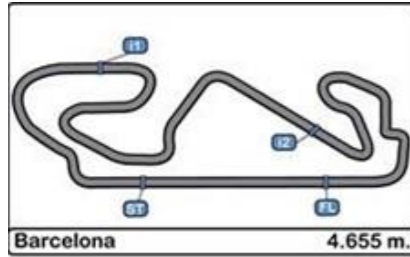
Ideal Lap	
0'31.142	0'31.142
1'13.091	0'41.949
1'49.651	0'36.560

Ideal Lap	
0'30.848	0'30.848
1'12.480	0'41.632
1'48.543	0'36.063

Ideal Lap	
0'30.478	0'30.478
1'11.462	0'40.984
1'46.620	0'35.158

Ideal Lap	
0'43.978	0'43.978
1'44.965	1'00.987
2'36.906	0'51.941

Ideal Best Lap	
0'30.377	0'30.377
1'11.184	0'40.807
1'46.254	0'35.070

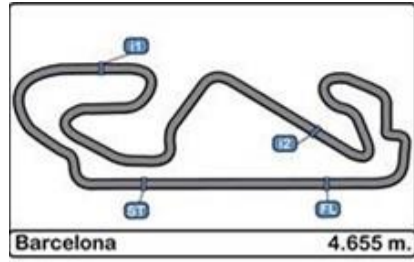


Circuito de Catalunya International GT Open RACE - 1

Best Sectors Results

28/10/2017

Sector - 1				Sector - 2				Sector - 3				Ideal Lap vs Best Lap			
Ord.	Nº	Driver	Time	Nº	Driver	Time	Nº	Driver	Time	Ord.	Nº	Driver	Ideal Lap	Best Lap	Ord.
1	5	Songyang - Caldarelli	30.377	5	Songyang - Caldarelli	40.807	65	Bouveng - Rueda	35.070	1	65	Bouveng - Rueda	1'46.348	1'46.575	1
2	63	Venturini - Mapelli	30.382	65	Bouveng - Rueda	40.877	488	Ramos - Mac	35.158	2	5	Songyang - Caldarelli	1'46.490	1'46.643	2
3	65	Bouveng - Rueda	30.401	488	Ramos - Mac	40.984	5	Songyang - Caldarelli	35.306	3	488	Ramos - Mac	1'46.620	1'46.707	3
4	55	Farnbacher - Farnbacher	30.462	63	Venturini - Mapelli	41.012	63	Venturini - Mapelli	35.381	4	63	Venturini - Mapelli	1'46.775	1'46.838	4
5	488	Ramos - Mac	30.478	54	Costa - Frommenwiler	41.105	8	Perazzini - Cioci	35.517	5	20	Pierburg - Onslow-Cole	1'47.467	1'47.467	5
6	54	Costa - Frommenwiler	30.503	20	Pierburg - Onslow-Cole	41.215	88	West - Ledogar	35.524	6	54	Costa - Frommenwiler	1'47.505	1'47.723	9
7	51	Beirão da Veiga - Félix da Costa	30.533	8	Perazzini - Cioci	41.308	20	Pierburg - Onslow-Cole	35.642	7	55	Farnbacher - Farnbacher	1'47.541	1'47.591	7
8	20	Pierburg - Onslow-Cole	30.610	55	Farnbacher - Farnbacher	41.342	16	Hahn - Khodair	35.651	8	51	Beirão da Veiga - Félix da Costa	1'47.552	1'47.581	6
9	16	Hahn - Khodair	30.659	51	Beirão da Veiga - Félix da Costa	41.349	51	Beirão da Veiga - Félix da Costa	35.670	9	8	Perazzini - Cioci	1'47.575	1'47.710	8
10	23	Postiglione - Engelhart	30.675	1	Biagi - Gianmaria	41.400	55	Farnbacher - Farnbacher	35.737	10	88	West - Ledogar	1'47.744	1'47.848	10
11	8	Perazzini - Cioci	30.750	23	Postiglione - Engelhart	41.420	1	Biagi - Gianmaria	35.796	11	16	Hahn - Khodair	1'47.909	1'48.064	11
12	88	West - Ledogar	30.788	88	West - Ledogar	41.432	23	Postiglione - Engelhart	35.819	12	23	Postiglione - Engelhart	1'47.914	1'48.269	12
13	17	Knoll - Gonda	30.835	12	Basso - Figueiredo	41.565	25	Dunbar - Mowlem	35.841	13	1	Biagi - Gianmaria	1'48.135	1'48.649	16
14	22	Balfe - Bell	30.841	25	Dunbar - Mowlem	41.571	22	Balfe - Bell	35.851	14	12	Basso - Figueiredo	1'48.341	1'48.576	15
15	333	Salikhov - Borisov	30.848	16	Hahn - Khodair	41.599	12	Basso - Figueiredo	35.859	15	25	Dunbar - Mowlem	1'48.371	1'48.383	13
16	96	Ellis - Wilkinson	30.859	333	Salikhov - Borisov	41.632	54	Costa - Frommenwiler	35.897	16	22	Balfe - Bell	1'48.424	1'48.544	14
17	21	Still - Scheuschner	30.870	24	Benham - Tappy	41.635	96	Ellis - Wilkinson	35.946	17	333	Salikhov - Borisov	1'48.543	1'49.023	19
18	24	Benham - Tappy	30.905	10	Witt - Meadows	41.671	21	Still - Scheuschner	36.021	18	96	Ellis - Wilkinson	1'48.548	1'48.682	17
19	12	Basso - Figueiredo	30.917	22	Balfe - Bell	41.732	333	Salikhov - Borisov	36.063	19	24	Benham - Tappy	1'48.641	1'49.084	20
20	1	Biagi - Gianmaria	30.939	96	Ellis - Wilkinson	41.743	24	Benham - Tappy	36.101	20	21	Still - Scheuschner	1'48.856	1'49.490	21
21	25	Dunbar - Mowlem	30.959	17	Knoll - Gonda	41.764	17	Knoll - Gonda	36.285	21	17	Knoll - Gonda	1'48.884	1'48.887	18
22	10	Witt - Meadows	30.976	99	Coimbra - Silva	41.949	10	Witt - Meadows	36.495	22	10	Witt - Meadows	1'49.142	1'50.023	23
23	99	Coimbra - Silva	31.142	21	Still - Scheuschner	41.965	99	Coimbra - Silva	36.560	23	99	Coimbra - Silva	1'49.651	1'50.016	22
24	555	Hamaguchi - Liuzzi	43.978	555	Hamaguchi - Liuzzi	1'00.987	555	Hamaguchi - Liuzzi	51.941	24	555	Hamaguchi - Liuzzi	2'36.906	2'36.906	24



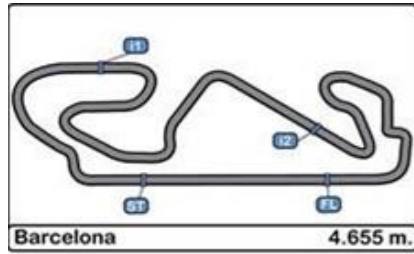
Circuito de Catalunya
International GT Open
RACE - 1

Best Top Speeds

28/10/2017

Ord.	Nº	Entrant / Team	Nat.	Driver	Nat.	St.	Driver 2	Nat.	St.	Vehicle	Cat.	Cla.	Top 1		Top 2		Top 3		Top 4		Top 5		Avg.
													Km/h	Lap	Km/h	Lap	Km/h	Lap	Km/h	Lap	Km/h	Lap	
1	96	Optimum Motorsport	GBR	Bradley Ellis	GBR	Silver	Oliver Wilkinson	GBR	Bronze	Audi R8 LMS	PROAM	1º	266.010	15	265.356	16	265.356	6	265.356	29	264.706	35	265.357
2	10	Jordan Racing	GBR	Jordan Witt	GBR	Bronze	Michael Meadows	GBR	Gold	Bentley GT3	PROAM	2º	265.356	6	265.356	2	264.706	7	264.706	10	264.706	5	264.966
3	21	Konrad Motorsport	DEU	Hendrik Still	DEU	Silver	Paul Scheuschner	DEU	Bronze	Lamborghini Huracan GT3	PROAM	3º	265.356	14	264.706	9	264.706	11	264.706	3	264.706	8	264.836
4	22	Shaun Balfe / Balfe Motorsport	GBR	Shaun Balfe	GBR	Bronze	Rob Bell	GBR	Platinum	McLaren 650 S GT3 2015	PROAM	4º	265.356	35	265.356	36	264.059	14	264.059	15	264.059	32	264.578
5	24	Garage 59	GBR	Michael Benham	GBR	Bronze	Duncan Tappy	GBR	Gold	McLaren 650 S GT3 2015	PROAM	5º	264.706	10	264.059	2	264.059	14	264.059	15	263.415	21	264.059
6	65	RACE / BMW Team Teo Martín	ESP	Victor Bouveng	SWE	Silver	Fran Rueda	ESP	Silver	BMW M6 GT3	PRO	1º	264.706	25	264.706	20	264.059	21	264.059	23	263.415	22	264.189
7	23	Imperiale Racing	ITA	Vito Postiglione	ITA	Gold	Christian Engelhart	DEU	Gold	Lamborghini Huracan GT3	PRO	2º	264.059	15	264.059	24	263.415	14	263.415	31	263.415	8	263.672
8	51	RACE / BMW Team Teo Martín	ESP	Lourenço Beirão da Veiga	PRT	Silver	António Félix da Costa	PRT	Gold	BMW M6 GT3	PRO	3º	264.059	16	263.415	20	263.415	34	262.774	33	262.774	11	263.287
9	55	Farnbacher Racing	DEU	Dominik Farnbacher	DEU	Gold	Mario Farnbacher	DEU	Silver	Lexus RC F GT3	PRO	4º	264.059	8	263.415	7	262.774	15	262.774	18	262.136	29	263.031
10	17	Senkyr Motorsport	CZE	Jakub Knoll	CZE	Silver	Richard Gonda	SVK	Bronze	BMW M6 GT3	PROAM	6º	263.415	19	263.415	5	263.415	14	262.774	4	262.774	18	263.158
11	20	SPS Automotive Performance	DEU	Valentin Pierburg	DEU	Bronze	Tom Onslow-Cole	GBR	Gold	Mercedes AMG GT3	PROAM	7º	263.415	14	262.774	9	262.774	8	262.136	11	261.501	7	262.520
12	333	Rinaldi Racing	DEU	Rinat Salikhov	RUS	Bronze	Sergei Borisov	RUS	Bronze	Ferrari 488 GT3	AM	1º	263.415	29	262.774	16	262.774	5	262.774	17	262.136	18	262.774
13	54	Emil Frey Lexus Racing	CHE	Albert Costa	ESP	Gold	Philipp Frommenwiler	CHE	Silver	Lexus RC F GT3	PRO	5º	262.774	14	262.774	11	262.136	20	262.136	6	262.136	2	262.391
14	63	Imperiale Racing	ITA	Giovanni Venturini	ITA	Gold	Marco Mapelli	ITA	Gold	Lamborghini Huracan GT3	PRO	6º	262.774	7	262.774	16	262.136	22	262.136	10	262.136	11	262.391
15	88	Garage 59	GBR	Alexander West	SWE	Bronze	Côme Ledogar	FRA	Platinum	McLaren 650 S GT3 2015	PROAM	8º	262.774	23	262.774	30	261.501	32	261.501	21	261.501	29	262.010
16	16	Drivex School	ESP	Marcelo Hahn	BRA	Bronze	Allam Khodair	BRA	Gold	Mercedes AMG GT3	PROAM	9º	262.136	26	260.870	30	260.241	21	260.241	24	260.241	25	260.746
17	99	Sports and You	PRT	António Coimbra	PRT	Bronze	Luis Silva	PRT	Bronze	Mercedes AMG GT3	AM	2º	262.136	2	260.870	19	260.870	11	260.870	14	260.870	15	261.123
18	1	Imperiale Racing	ITA	Thomas Biagi	ITA	Gold	Raffaele Gianmaria	ITA	Gold	Lamborghini Huracan GT3	PRO	7º	261.501	2	261.501	17	260.870	10	260.870	15	260.870	18	261.122
19	12	Sports and You	PRT	Marcio Basso	BRA	Bronze	Nonô Figueiredo	BRA	Bronze	Mercedes AMG GT3	AM	3º	261.501	30	261.501	32	260.870	33	259.615	37	259.615	25	260.621
20	5	SF Racing	CHN	Fu Songyang	CHN	Bronze	Andrea Caldarelli	ITA	Gold	Ferrari 488 GT3	PROAM	10º	260.241	17	260.241	29	260.241	33	260.241	35	260.241	32	260.241
21	8	AF Corse	ITA	Piergiuseppe Perazzini	ITA	Bronze	Marco Cioci	ITA	Gold	Ferrari 488 GT3	PROAM	11º	260.241	13	258.993	15	258.373	17	258.373	30	258.373	31	258.871
22	25	FF Corse	GBR	Ivor Dunbar	GBR	Bronze	Johnny Mowlem	GBR	Gold	Ferrari 488 GT3	PROAM	12º	259.615	37	259.615	32	259.615	33	258.993	30	258.993	34	259.366
23	488	Spirit of Race	CHE	Miguel Ramos	PRT	Silver	Mikkel Mac	DNK	Gold	Ferrari 488 GT3	PRO	8º	259.615	4	259.615	5	258.993	14	258.993	10	258.373	37	259.118
24	555	FFF Racing Team by ACM	CHN	Hiroshi Hamaguchi	JPN	Bronze	Vitantonio Liuzzi	ITA	Platinum	Lamborghini Huracan GT3	PROAM	13º	250.000	1									250.000
25	39	Nigel Mustill / Wessex Vehicles	GBR	Craig Dolby	GBR	Gold	Sebastian Morris	GBR	Silver	Lamborghini Gallardo Rex GT3	PRO	9º	241.611	1									241.611





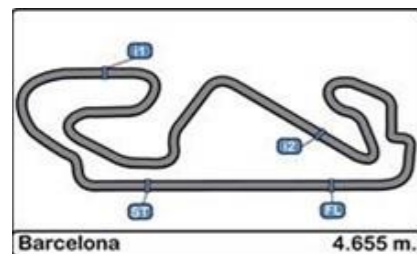
**Circuit de Catalunya
International GT Open
RACE - 1**

Fastest Lap Sequence

28/10/2017

<u>Time of Day</u>	<u>Session Time</u>	<u>Nº</u>	<u>Entrant / Team</u>	<u>Nat.</u>	<u>Driver</u>	<u>Nat.</u>	<u>St.</u>	<u>Driver 2</u>	<u>Nat.</u>	<u>St.</u>	<u>Vehicle</u>	<u>Cat.</u>	<u>Time</u>	<u>Km/h</u>	<u>Lap</u>
16:00'03.767	1'52.242	63	Imperiale Racing	ITA	Giovanni Venturini	ITA	Gold	Marco Mapelli	ITA	Gold	Lamborghini Huracan GT3	PRO	1'52.242	149.302	1
16:01'52.773	0'16.968	63	Imperiale Racing	ITA	Giovanni Venturini	ITA	Gold	Marco Mapelli	ITA	Gold	Lamborghini Huracan GT3	PRO	1'49.059	153.660	2
16:01'53.568	0'17.756	65	RACE / BMW Team Teo Martín	ESP	Victor Bouveng	SWE	Silver	Fran Rueda	ESP	Silver	BMW M6 GT3	PRO	1'48.464	154.503	2
16:01'56.374	0'20.420	20	SPS Automotive Performance	DEU	Valentin Pierburg	DEU	Bronze	Tom Onslow-Cole	GBR	Gold	Mercedes AMG GT3	PROAM	1'48.207	154.870	2
16:03'43.325	2'07.480	54	Emil Frey Lexus Racing	CHE	Albert Costa	ESP	Gold	Philipp Frommenwiler	CHE	Silver	Lexus RC F GT3	PRO	1'47.723	155.566	3
16:07'16.765	5'40.966	63	Imperiale Racing	ITA	Giovanni Venturini	ITA	Gold	Marco Mapelli	ITA	Gold	Lamborghini Huracan GT3	PRO	1'47.390	156.048	5
16:31'38.851	30'03.144	65	RACE / BMW Team Teo Martín	ESP	Victor Bouveng	SWE	Silver	Fran Rueda	ESP	Silver	BMW M6 GT3	PRO	1'46.734	157.007	17
16:33'25.504	31'49.719	65	RACE / BMW Team Teo Martín	ESP	Victor Bouveng	SWE	Silver	Fran Rueda	ESP	Silver	BMW M6 GT3	PRO	1'46.575	157.241	18



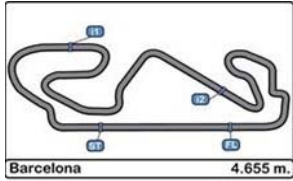


Circuito de Catalunya International GT Open

Event Maximum Speed

28/10/2017

Ord.	Nº	Entrant / Team	Nat.	Driver	Nat.	St.	Driver 2	Nat.	St.	Vehicle	Cat.	Cla.	Km/h	Lap	Session
1	10	Jordan Racing	GBR	Jordan Witt	GBR	Bronze	Michael Meadows	GBR	Gold	Bentley GT3	PROAM	1º	270.000	7	Qualifying - 1
2	21	Konrad Motorsport	DEU	Hendrik Still	DEU	Silver	Paul Scheuschner	DEU	Bronze	Lamborghini Huracan GT3	PROAM	2º	268.657	9	Qualifying - 1
3	22	Shaun Balfe / Balfe Motorsport	GBR	Shaun Balfe	GBR	Bronze	Rob Bell	GBR	Platinum	McLaren 650 S GT3 2015	PROAM	3º	266.010	9	Qualifying - 1
4	39	Nigel Mustill / Wessex Vehicles	GBR	Craig Dolby	GBR	Gold	Sebastian Morris	GBR	Silver	Lamborghini Gallardo Rex GT3	PRO	1º	266.010	5	Qualifying - 1
5	96	Optimum Motorsport	GBR	Bradley Ellis	GBR	Silver	Oliver Wilkinson	GBR	Bronze	Audi R8 LMS	PROAM	4º	266.010	15	RACE - 1
6	17	Senkyr Motorsport	CZE	Jakub Knoll	CZE	Silver	Richard Gonda	SVK	Bronze	BMW M6 GT3	PROAM	5º	265.357	10	Qualifying - 1
7	23	Imperiale Racing	ITA	Vito Postiglione	ITA	Gold	Christian Engelhart	DEU	Gold	Lamborghini Huracan GT3	PRO	2º	265.357	7	Free Practice 2
8	24	Garage 59	GBR	Michael Benham	GBR	Bronze	Duncan Tappy	GBR	Gold	McLaren 650 S GT3 2015	PROAM	6º	265.357	9	Qualifying - 1
9	63	Imperiale Racing	ITA	Giovanni Venturini	ITA	Gold	Marco Mapelli	ITA	Gold	Lamborghini Huracan GT3	PRO	3º	265.357	3	Qualifying - 1
10	54	Emil Frey Lexus Racing	CHE	Albert Costa	ESP	Gold	Philipp Frommenwiler	CHE	Silver	Lexus RC F GT3	PRO	4º	264.706	8	Qualifying - 1
11	65	RACE / BMW Team Teo Martín	ESP	Victor Bouveng	SWE	Silver	Fran Rueda	ESP	Silver	BMW M6 GT3	PRO	5º	264.706	25	RACE - 1
12	51	RACE / BMW Team Teo Martín	ESP	Lourenço Beirão da Veiga	PRT	Silver	António Félix da Costa	PRT	Gold	BMW M6 GT3	PRO	6º	264.059	9	Qualifying - 1
13	55	Farnbacher Racing	DEU	Dominik Farnbacher	DEU	Gold	Mario Farnbacher	DEU	Silver	Lexus RC F GT3	PRO	7º	264.059	8	RACE - 1
14	16	Drivex School	ESP	Marcelo Hahn	BRA	Bronze	Allam Khodair	BRA	Gold	Mercedes AMG GT3	PROAM	7º	263.415	5	Free Practice 2
15	20	SPS Automotive Performance	DEU	Valentin Pierburg	DEU	Bronze	Tom Onslow-Cole	GBR	Gold	Mercedes AMG GT3	PROAM	8º	263.415	14	RACE - 1
16	333	Rinaldi Racing	DEU	Rinat Salikhov	RUS	Bronze	Sergei Borisov	RUS	Bronze	Ferrari 488 GT3	AM	1º	263.415	29	RACE - 1
17	555	FFF Racing Team by ACM	CHN	Hiroshi Hamaguchi	JPN	Bronze	Vitantonio Liuzzi	ITA	Platinum	Lamborghini Huracan GT3	PROAM	9º	263.415	4	Qualifying - 1
18	1	Imperiale Racing	ITA	Thomas Biagi	ITA	Gold	Raffaele Gianmaria	ITA	Gold	Lamborghini Huracan GT3	PRO	8º	262.774	13	Free Practice 2
19	88	Garage 59	GBR	Alexander West	SWE	Bronze	Côme Ledogar	FRA	Platinum	McLaren 650 S GT3 2015	PROAM	10º	262.774	23	RACE - 1
20	5	SF Racing	CHN	Fu Songyang	CHN	Bronze	Andrea Caldarelli	ITA	Gold	Ferrari 488 GT3	PROAM	11º	262.136	19	Free Practice 2
21	99	Sports and You	PRT	António Coimbra	PRT	Bronze	Luis Silva	PRT	Bronze	Mercedes AMG GT3	AM	2º	262.136	11	Qualifying - 1
22	12	Sports and You	PRT	Marcio Basso	BRA	Bronze	Nonô Figueiredo	BRA	Bronze	Mercedes AMG GT3	AM	3º	261.502	30	RACE - 1
23	488	Spirit of Race	CHE	Miguel Ramos	PRT	Silver	Mikkel Mac	DNK	Gold	Ferrari 488 GT3	PRO	9º	261.502	22	Free Practice 2
24	8	AF Corse	ITA	Piergiuseppe Perazzini	ITA	Bronze	Marco Cioci	ITA	Gold	Ferrari 488 GT3	PROAM	12º	260.870	21	Free Practice 2
25	25	FF Corse	GBR	Ivor Dunbar	GBR	Bronze	Johnny Mowlem	GBR	Gold	Ferrari 488 GT3	PROAM	13º	259.616	14	Free Practice 1



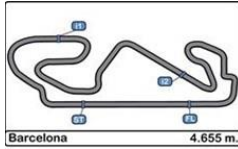
Circuit de Catalunya International GT Open RACE - 1

Pit Stops

28/10/2017

Nº	Time of day	Entrant / Team	Nat.	Driver	Nat.	St.	Driver 2	Nat.	St.	Vehicle	Cat.	Race Time	Stop N°	Stop Time	Handicap	Penalty
8	16.00'55.720	AF Corse	ITA	Piergiuseppe Perazzini	ITA	Bronze	Marco Cioci	ITA	Gold	Ferrari 488 GT3	PROAM	02'44.277	1	00'40.056	01'10	00'29.944
Window Start												28'00.000				
65	16.26'44.498	RACE / BMW Team Teo Martín	ESP	Victor Bouveng	SWE	Silver	Fran Rueda	ESP	Silver	BMW M6 GT3	PRO	28'32.680	1	01'20.019	01'20	
488	16.26'49.911	Spirit of Race	CHE	Miguel Ramos	PRT	Silver	Mikkel Mac	DNK	Gold	Ferrari 488 GT3	PRO	28'38.169	1	01'16.319	01'15	
16	16.26'59.061	Drivex School	ESP	Marcelo Hahn	BRA	Bronze	Allam Khodair	BRA	Gold	Mercedes AMG GT3	PROAM	28'47.294	1	01'10.769	01'10	
88	16.26'59.841	Garage 59	GBR	Alexander West	SWE	Bronze	Côme Ledogar	FRA	Platinum	McLaren 650 S GT3 2015	PROAM	28'48.296	1	01'26.558	01'25	
12	16.27'05.583	Sports and You	PRT	Marcio Basso	BRA	Bronze	Nonô Figueiredo	BRA	Bronze	Mercedes AMG GT3	AM	28'54.090	1	01'11.492	01'10	
5	16.27'14.307	SF Racing	CHN	Fu Songyang	CHN	Bronze	Andrea Caldarelli	ITA	Gold	Ferrari 488 GT3	PROAM	29'02.961	1	01'11.405	01'10	
25	16.27'16.452	FF Corse	GBR	Ivor Dunbar	GBR	Bronze	Johnny Mowlem	GBR	Gold	Ferrari 488 GT3	PROAM	29'04.941	1	01'13.258	01'10	
23	16.30'21.019	Imperiale Racing	ITA	Vito Postiglione	ITA	Gold	Christian Engelhart	DEU	Gold	Lamborghini Huracan GT3	PRO	32'09.580	1	01'22.146	01'10	
51	16.30'26.792	RACE / BMW Team Teo Martín	ESP	Lourenço Beirão da Veiga	PRT	Silver	António Félix da Costa	PRT	Gold	BMW M6 GT3	PRO	32'15.266	1	01'25.037	01'25	
96	16.30'32.041	Optimum Motorsport	GBR	Bradley Ellis	GBR	Silver	Oliver Wilkinson	GBR	Bronze	Audi R8 LMS	PROAM	32'20.399	1	01'13.108	01'10	
63	16.32'02.338	Imperiale Racing	ITA	Giovanni Venturini	ITA	Gold	Marco Mapelli	ITA	Gold	Lamborghini Huracan GT3	PRO	33'50.853	1	01'21.219	01'20	
54	16.32'03.789	Emil Frey Lexus Racing	CHE	Albert Costa	ESP	Gold	Philipp Frommenwiler	CHE	Silver	Lexus RC F GT3	PRO	33'52.322	1	01'21.365	01'10	
55	16.34'09.681	Farnbacher Racing	DEU	Dominik Farnbacher	DEU	Gold	Mario Farnbacher	DEU	Silver	Lexus RC F GT3	PRO	35'58.134	1	01'11.660	01'10	
22	16.37'43.061	Shaun Balfe / Balfe Motorsport	GBR	Shaun Balfe	GBR	Bronze	Rob Bell	GBR	Platinum	McLaren 650 S GT3 2015	PROAM	39'31.477	1	01'13.136	01'10	
17	16.37'49.606	Senkyr Motorsport	CZE	Jakub Knoll	CZE	Silver	Richard Gonda	SVK	Bronze	BMW M6 GT3	PROAM	39'38.067	1	01'09.044	01'10	00'00.956
333	16.37'51.322	Rinaldi Racing	DEU	Rinat Salikhov	RUS	Bronze	Sergei Borisov	RUS	Bronze	Ferrari 488 GT3	AM	39'39.814	1	01'18.878	01'10	
21	16.38'00.131	Konrad Motorsport	DEU	Hendrik Still	DEU	Silver	Paul Scheuschner	DEU	Bronze	Lamborghini Huracan GT3	PROAM	39'48.647	1	01'24.449	01'10	
20	16.39'24.788	SPS Automotive Performance	DEU	Valentin Pierburg	DEU	Bronze	Tom Onslow-Cole	GBR	Gold	Mercedes AMG GT3	PROAM	41'13.383	1	01'10.511	01'10	
1	16.39'32.593	Imperiale Racing	ITA	Thomas Biagi	ITA	Gold	Raffaele Gianmaria	ITA	Gold	Lamborghini Huracan GT3	PRO	41'21.272	1	01'10.418	01'10	
24	16.39'38.014	Garage 59	GBR	Michael Benham	GBR	Bronze	Duncan Tappy	GBR	Gold	McLaren 650 S GT3 2015	PROAM	41'26.399	1	01'21.314	01'15	
8	16.39'46.335	AF Corse	ITA	Piergiuseppe Perazzini	ITA	Bronze	Marco Cioci	ITA	Gold	Ferrari 488 GT3	PROAM	41'34.924	2	01'10.444	01'10	
99	16.39'54.575	Sports and You	PRT	António Coimbra	PRT	Bronze	Luis Silva	PRT	Bronze	Mercedes AMG GT3	AM	41'43.081	1	01'27.458	01'25	





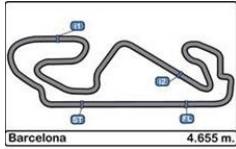
Circuit de Catalunya
International GT Open
RACE - 1

LAP CHART

28/10/2017

Order	Start	GAP / LT	1ª	GAP / LT	2ª	GAP / LT	3ª	GAP / LT	4ª	GAP / LT	5ª	GAP / LT	6ª	GAP / LT	7ª	GAP / LT	8ª	GAP / LT	9ª	GAP / LT	10ª	GAP / LT	11ª	GAP / LT	12ª	GAP / LT	13ª	GAP / LT	14ª	GAP / LT	15ª	GAP / LT	16ª	GAP / LT					
1º	54	1'44.348	63	1'52.242	63	1'49.059	63	1'48.564	63	1'48.044	63	1'47.39	63	1'47.714	63	1'47.713	63	1'47.81	63	1'47.773	63	1'47.732	63	1'56.531	63	2'58.265	63	1'49.116	63	1'48.636	63	1'47.924	63	1'48.273					
2º	23	0'021 1'44.369	65	1.383 1'53.625	65	0.788 1'48.464	65	0.573 1'48.349	65	1.138 1'48.609	65	2.119 1'48.371	54	3.276 1'48.285	54	3.518 1'47.955	54	3.645 1'47.937	54	4.026 1'48.154	54	4.505 1'48.211	54	1.818 1'53.844	54	0.733 2'57.18	54	0.605 1'48.988	54	0.671 1'48.702	54	1.057 1'48.31	54	0.983 1'48.199					
3º	63	0'058 1'44.406	23	2.091 1'54.333	23	2.028 1'48.996	54	1.948 1'47.723	54	1.899 1'47.995	54	2.705 1'48.196	65	4.013 1'49.608	65	5.253 1'48.953	65	5.876 1'48.433	65	6.756 1'48.653	65	7.843 1'48.819	65	4.009 1'52.697	65	1.512 2'55.768	65	2.090 1'49.694	65	2.997 1'49.543	23	6.086 1'50.466	23	6.480 1'48.667					
4º	20	0'303 1'44.651	54	2.554 1'54.796	54	2.789 1'49.294	23	3.345 1'49.881	23	4.508 1'49.207	23	5.601 1'48.483	23	6.180 1'48.293	23	6.736 1'48.269	23	7.894 1'48.968	23	8.412 1'48.291	23	9.033 1'48.353	23	5.337 1'52.835	23	1.964 2'54.892	23	2.869 1'50.021	23	3.542 1'49.309	20	6.502 1'50.596	20	7.434 1'49.205					
5º	65	0'333 1'44.681	1	3.098 1'55.34	1	3.217 1'49.178	20	5.405 1'50.517	20	6.323 1'48.962	20	6.719 1'47.786	20	6.472 1'47.467	20	7.068 1'48.309	20	8.282 1'49.024	20	9.111 1'48.602	20	9.976 1'48.597	20	6.427 1'52.982	20	2.649 2'54.487	20	3.148 1'49.615	20	3.830 1'49.318	22	6.613 1'49.391	22	8.316 1'49.976					
6º	1	0'429 1'44.777	22	4.039 1'56.281	20	3.452 1'48.207	22	6.353 1'50.281	22	7.950 1'49.641	22	9.054 1'48.954	22	10.344 1'48.544	22	11.546 1'48.915	22	12.474 1'48.738	22	13.291 1'48.59	22	14.403 1'48.844	22	8.031 1'50.159	22	3.765 2'53.999	22	4.317 1'49.668	22	5.146 1'49.465	1	7.430 1'49.363	1	8.860 1'49.703					
7º	55	0'290 1'44.638	20	4.304 1'56.546	22	4.636 1'49.656	1	7.178 1'52.525	1	8.537 1'49.403	1	10.090 1'48.943	1	11.124 1'48.748	1	12.060 1'48.649	1	13.010 1'48.76	1	14.846 1'48.686	1	15.812 1'48.655	1	9.525 1'51.21	1	4.262 2'53.002	1	5.224 1'50.078	1	5.991 1'49.403	51	10.44 1'49.215	51	10.044 1'50.089					
8º	22	0'486 1'44.834	17	5.552 1'57.794	17	6.332 1'48.839	51	8.829 1'50.126	51	9.982 1'49.197	51	11.525 1'48.933	51	12.662 1'49.067	51	13.662 1'48.497	51	14.785 1'48.933	51	15.638 1'48.626	51	16.642 1'48.736	51	12.722 1'52.611	51	4.546 2'50.089	51	6.294 1'50.864	51	6.937 1'49.279	17	10.468 1'49.797	17	12.380 1'50.185					
9º	488	0'536 1'44.884	51	6.596 1'58.838	51	7.267 1'49.73	17	9.384 1'51.616	17	11.372 1'50.332	17	13.750 1'49.588	17	15.455 1'49.599	17	17.377 1'49.635	17	18.837 1'49.27	17	20.133 1'49.069	17	21.288 1'48.887	17	16.107 1'51.35	17	4.990 2'47.148	17	7.325 1'51.451	17	8.595 1'49.505	65	10.560 1'55.487	55	13.663 1'49.615					
10º	24	0'539 1'44.887	488	7.480 1'59.722	488	8.141 1'49.72	488	9.616 1'50.039	488	11.731 1'50.159	488	14.022 1'49.681	488	15.825 1'49.517	488	17.899 1'49.787	488	19.322 1'49.233	488	20.583 1'49.034	488	21.770 1'48.919	488	18.034 1'52.795	488	5.703 2'45.934	488	7.841 1'51.254	488	9.145 1'49.94	55	12.121 1'50.445	24	13.919 1'49.66					
11º	51	0'563 1'44.911	24	7.776 2'00.018	24	8.759 1'50.042	24	10.212 1'50.017	24	12.315 1'50.147	24	14.481 1'49.556	55	16.114 1'49.321	55	18.165 1'49.764	55	19.873 1'49.518	55	21.255 1'49.155	55	23.159 1'49.636	55	20.041 1'53.413	55	6.105 2'44.329	55	8.320 1'51.331	55	9.600 1'49.916	24	12.532 1'50.376	96	14.453 1'49.93					
12º	17	0'655 1'45.003	10	8.076 2'00.318	10	9.677 1'50.66	55	10.754 1'49.377	55	12.704 1'49.994	55	14.507 1'49.137	24	16.882 1'49.915	333	18.909 1'49.378	333	20.527 1'49.428	333	21.968 1'49.214	24	24.248 1'49.581	24	20.926 1'53.209	24	7.267 2'44.606	24	8.694 1'50.543	24	10.080 1'50.022	96	12.796 1'50.271	333	14.916 1'49.888					
13º	39	0'735 1'45.083	333	8.655 2'00.897	55	9.941 1'50.137	10	11.766 1'50.653	10	13.745 1'50.023	333	15.578 1'49.023	333	17.244 1'49.38	24	19.337 1'50.368	24	21.088 1'49.561	24	22.399 1'49.084	96	26.865 1'48.682	96	22.043 1'51.709	96	7.783 2'44.005	96	9.165 1'50.498	96	10.449 1'49.92	333	13.301 1'49.843	21	19.377 1'51.344					
14º	8	0'769 1'45.117	55	8.863 2'01.105	333	10.870 1'51.274	333	12.447 1'50.141	333	13.945 1'49.542	10	16.543 1'50.188	10	19.052 1'50.223	10	22.402 1'51.063	96	24.869 1'50.069	96	25.915 1'48.819	333	30.220 1'55.984	333	25.477 1'51.788	333	8.441 2'41.229	333	9.793 1'50.468	333	11.382 1'50.225	488	16.095 1'54.874	99	23.033 1'50.517					
15º	10	0'863 1'45.211	96	9.390 2'01.632	96	11.293 1'50.962	96	12.858 1'50.129	96	14.458 1'49.644	96	16.836 1'49.768	96	19.202 1'50.08	96	22.610 1'51.121	10	25.431 1'50.839	10	27.805 1'50.147	21	31.467 1'50.257	21	26.765 1'51.829	21	9.187 2'40.687	21	10.836 1'50.765	21	12.754 1'50.554	21	16.306 1'51.476	8	23.633 1'49.001					
16º	96	0'954 1'45.302	16	10.372 2'02.614	16	13.123 1'51.81	16	15.905 1'51.346	21	18.569 1'50.142	21	20.800 1'49.621	21	22.576 1'49.49	21	24.362 1'49.499	21	26.956 1'50.404	21	28.942 1'49.759	16	37.233 1'50.218	16	32.202 1'51.5	16	10.177 2'36.24	16	13.895 1'52.834	16	16.671 1'51.412	99	20.789 1'51.239	65	127.957 3'05.67					
17º	555	1'019 1'45.367	99	10.901 2'03.143	99	14.127 1'52.285	21	16.471 1'50.442	16	19.553 1'51.692	16	22.718 1'50.555	16	25.933 1'50.929	16	29.147 1'50.927	16	31.995 1'50.658	16	34.747 1'50.525	99	40.509 1'50.638	99	36.738 1'52.76	99	10.552 2'32.079	99	14.436 1'53	99	17.474 1'51.674	8	22.905 1'53.883	488	128.879 3'01.057					
18º	21	1'036 1'45.384	21	11.227 2'03.469	21	14.593 1'52.425	99	18.361 1'52.798	99	22.093 1'51.776	99	25.588 1'50.885	99	29.804 1'51.93	99	32.433 1'50.342	99	35.076 1'50.453	99	37.603 1'50.3	88	41.935 1'50.977	88	38.835 1'53.431	88	11.527 2'30.957	88	15.341 1'52.93	88	18.514 1'51.809	16	25.910 1'57.163	16	133.883 2'56.246					
19º	333	1'670 1'46.018	88	11.952 2'04.194	88	15.180 1'52.287	88	18.898 1'52.282	88	22.642 1'51.788	88	26.038 1'50.786	88	30.287 1'51.963	88	33.023 1'50.449	88	35.789 1'50.576	88	38.690 1'50.674	12	57.515 1'51.862	12	56.619 1'55.635	12	12.217 2'13.863	12	16.626 1'53.525	12	20.949 1'52.959	88	26.336 1'55.746	12	144.789 3'01.05					
20º	16	1'743 1'46.091	12	12.713 2'04.955	12	18.773 1'55.119	12	24.146 1'53.937	12	29.095 1'52.993	12	34.832 1'53.127	12	39.990 1'52.872	12	45.150 1'52.873	12	49.519 1'52.179	12	53.385 1'51.639	25	120.955 1'54.882	25	121.011 1'56.587	25	18.412 1'55.666	8	21.033 1'49.968	8	21.576 1'49.179	12	32.012 1'58.987	5	1 vta. 2'57.762					
21º	99	2'275 1'46.623	25	13.849 2'06.091	25	21.452 1'56.662	25	29.470 1'56.582	25	37.879 1'56.453	25	47.075 1'56.586	25	54.838 1'55.477	25	61.423 1'54.298	25	67.772 1'54.159	25	73.805 1'53.806	5	121.586 1'54.664	5	122.100 1'57.045	5	19.701 1'55.866	25	24.749 1'55.453	5	30.901 1'53.87	5	40.845 1'57.868	88	1 vta. 3'12.552					
22º	88	2'644 1'46.992	5	14.372 2'06.614	5	21.761 1'56.448	5	30.249 1'57.052	5	38.232 1'56.207	5	49.316 1'58.474	5	56.670 1'54.068	5	62.494 1'54.537	5	67.869 1'54.181	5	73.062 1'53.562	8	136.280 1'48.162	8	129.061 1'49.312	8	20.181 1'49.385	5	25.667 1'55.082	25	32.054 1'55.941	25	42.894 1'58.764	25	1 vta. 3'06.82					
23º	12	3'163 1'47.511	555	44.664 2'36.906	8	33.223 2'27.698	8	44.664 1'49.559	8	1'34.219 1'48.175	8	1'34.669 1'47.71	8	1'35.156 1'48.201	8	1'35.328 1'47.885	8	1'35.477 1'47.959	8	1'35.850 1'48.146	10	12 vta. >10 min																	
24º	25	5'782 1'50.130	8	54.584 2'46.826																																			
25º	5	6'217 1'50.565																																					



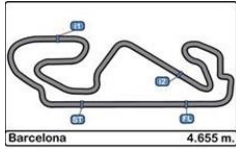


Circuit de Catalunya
International GT Open
RACE - 1

LAP CHART

28/10/2017

Order	17 ^a	GAP / LT	18 ^a	GAP / LT	19 ^a	GAP / LT	20 ^a	GAP / LT	21 ^a	GAP / LT	22 ^a	GAP / LT	23 ^a	GAP / LT	24 ^a	GAP / LT	25 ^a	GAP / LT	26 ^a	GAP / LT	27 ^a	GAP / LT	28 ^a	GAP / LT	29 ^a	GAP / LT	30 ^a	GAP / LT	31 ^a	GAP / LT	32 ^a	GAP / LT	33 ^a	GAP / LT	
1 ^o	63	1'48.455	63	1'52.025	20	1'48.631	20	1'48.716	20	1'48.668	20	1'52.895	63	1'47.301	63	1'47.79	63	1'48.053	63	1'59.416	63	2'36.925	63	1'49.23	63	1'48.639	63	1'48.36	63	1'48.359	63	1'48.315	63	1'48.347	
2 ^o	54	1.537 1'49.009	54	1.638 1'52.126	22	4.174 1'49.837	22	5.231 1'49.773	1	6.796 1'49.412	1	7.404 1'53.503	20	6.718 2'58.006	488	8.020 1'48.799	488	8.000 1'48.033	488	2.471 1'53.887	488	0.476 2'34.93	488	0.616 1'49.37	488	0.681 1'48.704	488	1.097 1'48.776	488	1.637 1'48.899	488	1.640 1'48.318	488	1.903 1'48.61	
3 ^o	20	7.926 1'48.947	20	4.156 1'48.255	1	5.213 1'49.922	1	6.052 1'49.555	22	10.596 1'54.033	24	12.766 1'52.864	488	7.011 1'48.728	65	8.697 1'49.29	65	8.904 1'48.26	65	4.293 1'54.805	65	1.331 2'33.963	65	1.451 1'49.35	65	1.700 1'48.888	65	2.208 1'48.758	65	2.607 1'48.656	65	2.948 1'48.656	65	3.286 1'48.685	
4 ^o	22	9.588 1'49.727	22	7.124 1'49.561	17	9.840 1'50.073	17	11.110 1'49.986	24	12.797 1'49.945	8	21.127 1'54.582	65	7.197 1'48.062	54	11.565 1'50.699	1	15.098 1'49.629	1	8.767 1'53.085	1	1.920 2'30.078	1	3.193 1'50.503	55	4.157 1'49.099	55	4.652 1'48.855	55	5.287 1'48.994	55	5.905 1'48.933	55	5.891 1'48.333	
5 ^o	1	10.321 1'49.916	1	8.078 1'49.782	24	10.807 1'50.174	24	11.520 1'49.429	17	17.024 1'54.582	99	29.227 1'55.578	54	8.656 1'48.002	20	12.595 1'53.667	55	16.751 1'49.855	55	9.928 1'52.593	55	2.370 2'29.367	55	3.697 1'50.557	1	5.037 1'50.483	1	5.760 1'49.083	1	6.685 1'49.284	1	7.370 1'49.632	1	8.655 1'49.632	
6 ^o	23	10.807 1'52.782	17	12.554 1'50.161	333	11.461 1'50.321	333	12.466 1'49.721	333	18.816 1'55.018	63	1'03.987 1'47.079	1	12.106 2'55.99	1	13.522 1'49.206	20	17.380 1'52.838	20	11.912 1'53.948	20	3.087 2'28.1	23	4.665 1'50.375	23	5.524 1'49.498	51	7.688 1'50.113	51	8.455 1'49.126	51	8.618 1'48.478	51	9.155 1'48.884	
7 ^o	17	14.418 1'50.493	55	13.086 1'50.28	55	14.618 1'54.319	21	19.572 1'50.842	8	20.978 1'48.857	488	1'09.571 1'47.44	55	14.569 1'48.088	55	14.949 1'48.17	23	19.465 1'48.864	23	12.848 1'52.799	23	3.520 2'27.597	51	5.391 1'50.174	51	5.935 1'49.183	23	8.337 1'51.173	23	9.436 1'49.458	23	10.640 1'49.519	23	11.614 1'49.321	
8 ^o	55	14.831 1'49.823	24	13.420 1'50.043	21	17.446 1'50.161	8	20.789 1'48.929	99	26.544 1'50.245	65	1'10.423 1'47.696	22	18.118 1'49.155	22	18.118 1'49.319	22	20.458 1'50.393	22	16.811 1'55.769	22	3.987 2'24.101	20	6.789 1'52.932	20	9.388 1'51.238	5	10.807 1'49.493	5	10.340 1'47.892	5	11.010 1'48.985	5	12.007 1'49.344	
9 ^o	24	15.402 1'49.938	333	13.927 1'49.746	8	20.576 1'48.918	99	24.967 1'50.016	21	27.822 1'56.918	54	1'11.942 1'48.002	23	17.250 1'48.616	23	18.654 1'49.194	16	21.249 1'48.946	16	18.438 1'56.605	16	4.292 2'22.779	22	7.752 1'52.995	5	9.674 1'50.219	20	13.239 1'52.211	20	15.845 1'50.965	20	18.598 1'51.068	8	20.550 1'49.981	
10 ^o	333	16.206 1'49.745	21	20.072 1'50.559	99	23.667 1'50.267	63	1'11.633 1'47.133	63	1'09.803 1'46.838	55	1'17.769 1'48.548	16	19.701 1'48.526	16	20.356 1'48.445	51	21.834 1'48.575	51	19.105 1'56.687	51	4.447 2'22.267	5	8.094 1'52.286	22	10.298 1'51.185	22	13.766 1'51.828	8	16.989 1'51.042	8	18.916 1'50.242	20	21.922 1'51.671	
11 ^o	51	16.419 1'54.83	8	24.445 1'50.282	63	1'13.216 3'06.003	488	1'15.793 1'47.309	488	1'15.026 1'47.901	22	1'18.722 3'01.021	51	20.781 1'48.051	51	21.312 1'48.321	5	26.664 1'47.433	5	19.791 1'52.543	5	5.038 2'22.172	16	8.312 1'53.25	16	10.659 1'50.986	8	14.306 1'51.433	22	17.571 1'52.164	22	19.496 1'50.24	22	22.777 1'51.628	
12 ^o	21	21.538 1'50.616	99	28.187 1'52.453	488	1'17.200 1'47.892	65	1'16.495 1'47.665	65	1'15.622 1'47.795	23	1'19.922 1'49.167	17	25.219 1'51.768	5	27.284 1'47.446	17	32.122 1'51.191	17	30.424 1'57.718	17	6.149 1'12.65	8	9.031 1'51.628	8	11.233 1'50.841	88	17.141 1'50.691	88	18.504 1'49.722	88	19.858 1'49.669	88	23.375 1'51.864	
13 ^o	96	21.584 1'55.596	65	1'20.786 1'46.575	65	1'17.546 1'49.547	54	1'17.582 1'48.325	54	1'16.835 1'47.921	16	1'22.463 1'50.294	5	27.628 1'47.982	17	28.984 1'51.555	8	34.807 1'49.731	8	31.103 1'55.712	8	6.633 2'12.455	17	10.534 1'53.615	17	14.206 1'52.311	24	18.241 1'52.046	24	20.618 1'50.736	24	24.259 1'51.956	24	26.982 1'51.07	
14 ^o	99	25.759 1'51.181	488	1'22.095 1'46.707	54	1'17.973 3'09.122	55	1'23.193 2'57.291	55	1'22.116 1'47.591	51	1'24.018 1'48.272	8	30.570 3'00.731	8	33.129 1'50.349	24	36.814 1'50.164	24	32.143 1'54.745	24	7.551 2'12.333	24	10.792 1'52.471	24	14.555 1'52.402	17	19.506 1'53.66	17	23.321 1'52.174	17	27.000 1'51.994	17	30.489 1'51.836	
15 ^o	8	26.188 1'51.01	23	1'27.045 3'08.263	23	1'23.267 1'49.009	23	1'23.754 1'49.203	23	1'23.650 1'48.564	17	1'24.739 3'00.61	24	32.121 3'10.643	24	34.703 1'50.372	96	39.077 1'51.535	96	32.568 1'52.907	96	8.018 2'12.375	96	11.347 1'52.559	88	14.810 1'51.624	96	21.193 1'53.31	96	25.287 1'52.453	333	27.911 1'50.347	333	30.916 1'51.352	
16 ^o	65	1'26.236 1'46.734	16	1'30.532 1'48.913	16	1'25.992 1'48.247	16	1'25.340 1'48.064	16	1'25.064 1'48.392	5	1'30.934 1'48.206	96	32.510 1'52.112	96	35.595 1'50.875	333	39.623 1'51.33	333	33.270 1'53.063	333	8.639 2'12.294	88	11.825 1'52.218	96	16.243 1'53.535	12	23.384 1'54.594	333	25.879 1'50.729	96	29.140 1'52.168	12	31.598 1'50.468	
17 ^o	488	1'27.413 1'46.989	96	1'32.195 3'02.626	96	1'30.284 1'50.876	51	1'29.728 1'47.859	51	1'28.641 1'47.581	96	1'31.686 1'50.98	333	33.986 1'50.806	333	36.346 1'50.15	88	40.321 1'50.619	88	34.277 1'53.372	88	8.837 2'11.485	333	12.148 1'52.739	333	16.769 1'55.1	333	23.509 1'55.1	12	26.629 1'51.604	12	29.477 1'51.163	96	32.597 1'51.804	
18 ^o	16	1'33.644 1'48.216	51	1'34.784 3'10.39	51	1'30.585 1'48.588	96	1'32.144 1'50.176	96	1'33.601 1'50.125	333	1'34.668 3'08.547	88	36.046 1'50.228	88	37.755 1'49.499	12	41.634 1'50.682	12	36.532 1'54.314	12	9.282 2'09.675	12	12.508 1'52.456	12	17.150 1'53.281	25	23.612 1'54.28	25	27.347 1'52.094	25	29.902 1'50.87	25	33.002 1'51.447	
19 ^o	12	1'45.665 1'49.331	12	1'42.967 1'49.327	5	1'39.596 1'47.35	5	1'37.523 1'46.643	5	1'35.623 1'46.768	12	1'36.535 1'48.613	12	36.276 1'51.029	12	39.005 1'50.519	25	54.854 1'49.584	25	46.724 1'51.286	25	10.116 2'00.317	25	12.790 1'51.904	25	17.692 1'53.541	99	26.190 1'51.708	99	29.147 1'51.316	99	33.601 1'52.769	99	37.156 1'51.902	
20 ^o	5	1'50.275 1'48.396	5	1'45.033 1'46.783	12	1'40.590 1'50.41	12	1'40.909 1'49.035	12	1'40.817 1'48.576	88	1'37.106 1'48.632	25	52.236 1'49.902	25	53.323 1'48.877	99	1'08.418 1'53.643	99	1'01.080 1'52.078	99	16.799 1'52.644	99	19.457 1'51.888	99	22.842 1'52.024	21	44.700 1'55.256	21	51.148 1'54.807	21	57.576 1'54.743	21	1'03.689 1'54.46	
21 ^o	88	1'50.862 1'48.502	88	1'46.692 1'48.055	88	1'41.753 1'47.848	88	1'41.344 1'48.307	88	1'41.369 1'48.693	21	1'51.404 3'16.477	21	55.508 1'55.392	99	1'02.828 1'52.619	21	1'11.499 1'55.511	21	1'06.895 1'54.812	21	24.130 1'54.16	21	31.504 1'56.604	21	37.804 1'54.939	16	1'23.643 3'01.344							
22 ^o	25	1 via. 1'50.639	25	1 via. 1'49.461	25	1 via. 1'49.492	25	1 via. 1'48.858	25	1 via. 1'48.894	25	1 via. 1'48.383			99	57.999 3'20.06	21	1'04.041 1'56.323																	
23 ^o																																			
24 ^o																																			
25 ^o																																			

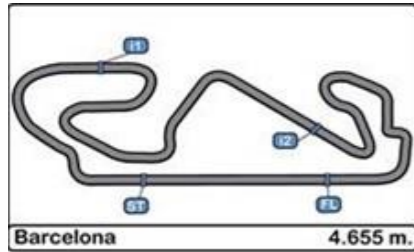


Circuit de Catalunya
International GT Open
RACE - 1

LAP CHART

28/10/2017

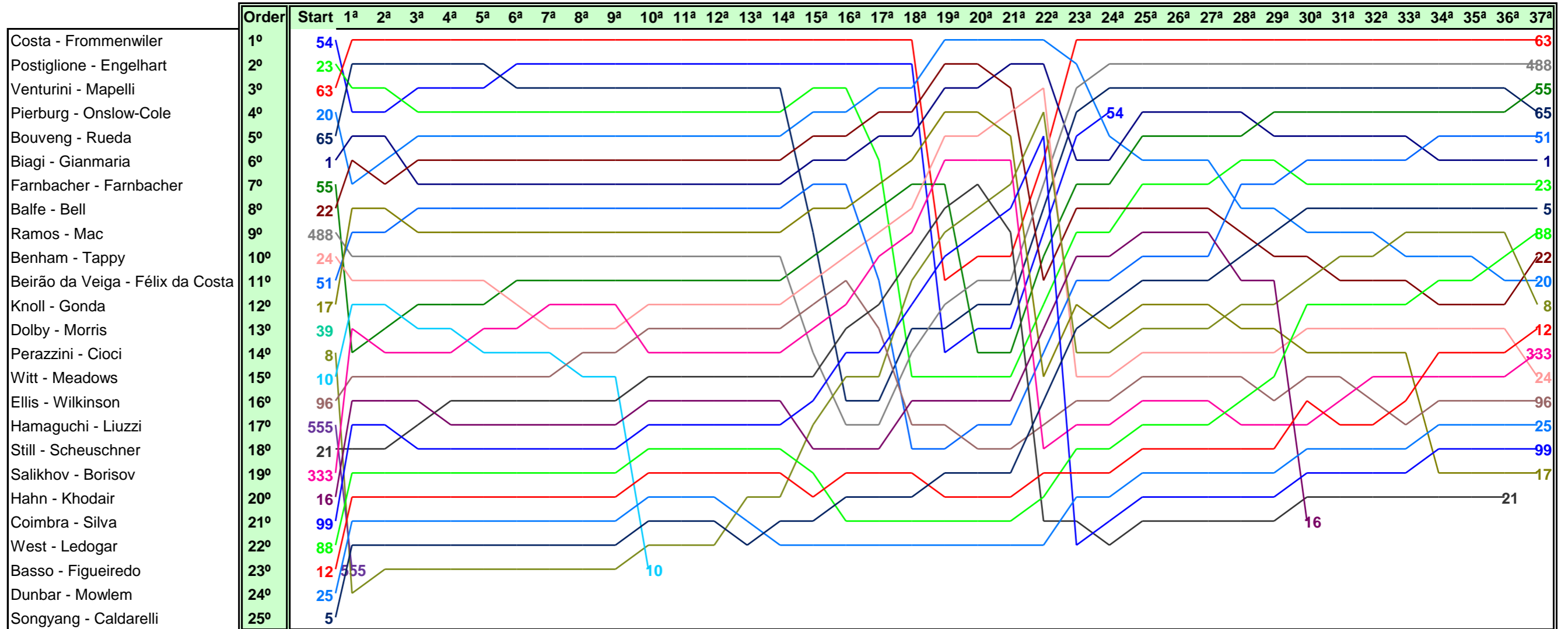
Order	34ª	GAP / LT	35ª	GAP / LT	36ª	GAP / LT	37ª	GAP / LT
1º	63	1'48.642	63	1'48.423	63	1'48.491	63	1'49.2
2º	488	1.771 1'48.51	488	1.670 1'48.322	488	1.930 1'48.751	488	1.083 1'48.353
3º	65	3.513 1'48.869	65	4.023 1'48.933	65	4.307 1'48.775	55	7.475 1'49.264
4º	55	6.296 1'49.047	55	6.936 1'49.063	55	7.411 1'48.966	65	9.451 1'54.344
5º	51	9.604 1'49.091	51	9.774 1'48.593	51	9.928 1'48.645	51	10.675 1'49.947
6º	1	10.140 1'50.127	1	11.297 1'49.58	1	12.066 1'49.26	1	12.731 1'49.865
7º	23	13.125 1'50.153	23	14.011 1'49.309	23	14.602 1'49.082	23	15.170 1'49.768
8º	5	13.405 1'50.04	5	14.481 1'49.499	5	15.024 1'49.034	5	15.602 1'49.778
9º	8	22.056 1'50.148	8	23.565 1'49.932	8	25.413 1'50.339	88	33.477 1'53.561
10º	20	24.832 1'51.552	20	27.207 1'50.798	88	29.116 1'49.996	22	33.752 1'52.154
11º	88	25.737 1'51.004	88	27.611 1'50.297	20	30.236 1'51.52	20	34.732 1'53.696
12º	22	26.049 1'51.914	22	28.470 1'50.844	22	30.798 1'50.819	8	36.682 2'00.469
13º	24	29.437 1'51.097	24	32.230 1'51.216	24	35.651 1'51.912	12	38.489 1'50.008
14º	12	35.418 1'52.462	12	36.667 1'49.672	12	37.681 1'49.505	333	40.907 1'50.286
15º	333	35.975 1'53.701	333	37.936 1'50.384	333	39.821 1'50.376	24	42.872 1'56.421
16º	96	36.994 1'53.039	96	40.274 1'51.703	96	43.472 1'51.689	96	46.061 1'51.789
17º	25	37.443 1'53.083	25	41.503 1'52.483	25	43.877 1'50.865	25	46.664 1'51.987
18º	99	39.678 1'51.164	99	43.410 1'52.155	99	46.342 1'51.423	99	49.600 1'52.458
19º	17	53.282 2'11.435	17	57.927 1'53.068	17	1'01.286 1'51.85	17	1'08.978 1'56.892
20º	21	1'10.682 1'55.635	21	1'18.317 1'56.058	21	1'25.280 1'55.454		
21º								
22º								
23º								
24º								
25º								

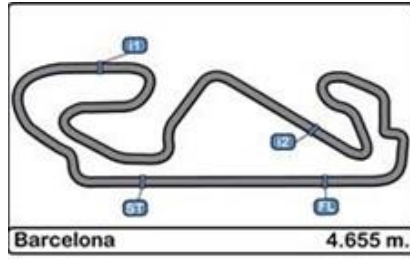


Circuit de Catalunya International GT Open RACE - 1

Graphic Lap Chart

#####





**Circuit de Catalunya
International GT Open
RACE - 1**

Weather Report

28/10/2017

Track Status **DRY**

